



PSI Services LLC
 3210 E Tropicana
 Las Vegas, NV 89121
<https://www.psiexams.com/tdlr>
 Email: TDLRSupport@psionline.com

TEXAS DEPARTMENT OF LICENSING AND REGULATION

BOILER
TEXAS COMMISSION EXAMINATION
CANDIDATE INFORMATION BULLETIN



The waiver on expiration dates for DL and ID cards ends on April 14, 2021. DPS encourages candidates who need to renew to schedule an appointment online at their local driver’s license office.

Examination Procedures	1	Reporting to the Examination Site	4
Internet Scheduling	1	Required Identification	5
Telephone Scheduling	4	Security Procedures	5
Standard Mailing Scheduling.....	4	Taking the Examination by Computer	6
Canceling an Examination	4	Written Examination Site Locations	7
Missed Appointment or Late Cancellation.....	4	Examination Details	10
Exam Accommodations.....	4	Exam Accommodations Request Form.....	End of Bulletin
Emergency Examination Site Closing.....	4		

EXAMINATION SCHEDULING PROCEDURES

The Texas Department of Licensing & Regulation (TDLR) has contracted with PSI Services LLC (PSI) to deliver its examinations.

Upon TDLR approval of eligibility, you will receive an email confirmation with instructions for scheduling an appointment to take the examination. You may only take the examination 3 times during the 1-year eligibility period. If you do not pass within 3 attempts, you must re-apply with TDLR.

Beginning September 1, 2021, PSI will begin to offer the Boiler examination online. This new online testing platform utilizes an environment that has a remote proctor using secure technology to observe the test taker using their own desktop, webcam video, and audio to confirm their identity. This allows the candidate to complete the required licensing examination in a controlled environment.

TDLR & PSI have been working diligently to provide a viable alternative method to in-person testing. In addition to the online examination option, PSI will continue to offer the traditional written examination at their 22 exam sites across Texas.

By providing the option to take your written examination at one of our 22 exam sites or utilizing the new online examination platform, we are confident that it will provide some relief of the limited availability, making it faster and more convenient to meet our candidates needs to obtain a license from TDLR.

[Click here for a demo of testing from your own personal laptop or computer.](#)

The examination fee is \$43. FEES ARE NOT REFUNDABLE OR TRANSFERABLE. Your examination fee will be forfeited if you do not test within 1 year of the date your examination fee is received by PSI.

ON-LINE SCHEDULING VIA WEBSITE

For the fastest and most convenient examination scheduling process, register for your examinations online by accessing PSI's registration Website: (<https://test-takers.psiexams.com/tdlr>).

1. Select Sign In/Create Account.

The screenshot displays the PSI website interface. At the top right, there is a link labeled "Sign In / Create Account" with a user icon. Below this is a dark blue header featuring the TDLR logo (Texas Department of Licensing & Regulation) and navigation links for "Contact Us" and "Help". A secondary navigation bar includes "Tests" and "Program Info". The main content area has tabs for "Overview", "FAQs", and "Test Instructions", with "Overview" selected. At the bottom, there are two prominent buttons: "VIEW AVAILABLE TESTS" and "CHECK FOR AVAILABLE DATES". An arrow from the instruction above points to the "Sign In / Create Account" link.

2. You will be prompted to **CREATE AN ACCOUNT** with PSI.

The first and last name must match exactly with your current, valid, government-issued ID.

TDLR ID# *	
First Name *	Last Name *
Middle Name	Generation
Email *	
Password *	Your password must contain: <ul style="list-style-type: none">• At least one capital letter A-Z• At least one lower case letter a-z• At least one number 0-9• At least one special character !@#V\$%^&V*• At least 8 and up to 32 characters
Confirm Password *	

3. You will now select if you want to take the examination at a PSI test center (Site Proctored) or from your own laptop or computer (Atlas Remote Proctored).

Modality

Site Proctored Atlas Remote Proctored

**IF YOU SELECTED TO TAKE YOUR WRITTEN EXAMINATION AT A TEST CENTER
FOLLOW THE STEPS BELOW**

Enter the “City or Postal Code” and select **SEARCH**. You will then select the date and time you would like to test.

Houston, TX, USA 200 Miles

SUN	MON	TUE	WED	THU	FRI	SAT
26	27	28	29	30	31	1
2	3	4	5	6	7	8
9	10	11	12	13	14	15
16	17	18	19	20	21	22
23	24	25	26	27	28	29
30	1	2	3	4	5	6

1 Houston East - Innovative Minds (16.24 MI)
11811 East Freeway, Ste. 260, Atrium Tower
Type: PSI Authorized

Availability By Day
S M T **W** T F S

Available Times: Wednesday April 19
8:30 AM 8:45 AM 11:45 AM 1:15 PM 1:45 PM
3:00 PM

You are now ready to pay.

Payment

Credit Card


Credit Card Number Expiration MM / YY

Name on Card CVV

Total (USD)



Once payment has been made you will receive a message confirming the test center, booked date, and booked time.

Booking Confirmed!!  [Print Confirmation](#)

Email Address: asingla81@psionline.com Home Phone: 111224444 Office Phone: 2221112345

IF YOU SELECTED TO TAKE YOUR WRITTEN EXAMINATION ONLINE USING YOUR OWN PERSONAL LAPTOP OR COMPUTER, FOLLOW THE STEPS BELOW

Enter your time zone and select **SEARCH**. You will then select the date and time you would like to test.

Country * United States Time Zone * (UTC-06:00) Central Time (America/Chicago) **SELECT**

« < March 2023 > »





SUN	MON	TUE	WED	THU	FRI	SAT
26	27	28	1	2	3	4
5	6	7	8	9	10	11
12	13	14	15	16	17	18
19	20	21	22	23	24	25
26	27	28	29	30	31	1

Available Times: Saturday March 25

12:30 AM 1:00 AM 1:30 AM 2:00 AM 10:30 AM 11:00 AM 11:30 AM 12:00 PM 12:30 PM 1:00 PM 1:30 PM 2:00 PM
3:00 PM 3:30 PM 4:00 PM 4:30 PM 5:00 PM 5:30 PM 6:00 PM 6:30 PM 7:00 PM

You are now ready to pay.

Payment

Credit Card    


Credit Card Number Expiration MM / YY

Name on Card CVV

Total (USD)

Your booking will now display in your account. You will be able to **LAUNCH** your test within 30 minutes of your booked test time.

IMPORTANT: BE SURE TO CHECK THE COMPATIBILITY OF YOUR COMPUTER to include Audio/Video Check, Webcam Check and System Check. Prior to testing, [CLICK HERE](#).

Bookings: 

1 DAYS 6 HOURS 22 MINUTES until test


📅 Wednesday, October 06, 2021 [Add to Calendar](#)

🕒 5:30 PM Pacific Time

🖨️ [Print Receipts](#)

📄 [More Information](#)

Before taking your remote online proctored exam, please check system compatibility - click [HERE](#)

 Online Proctored (Live).
Click the Launch button at your scheduled test time. **LAUNCH**

By not starting your test within 15 minutes after your booked time, you forfeit your test fee or test eligibility. Fees and test eligibilities are non-refundable. If you have any questions regarding your compatibility check, or if you experience issues launching your test, you may contact PSI's technical support team at (844) 267-1017.



TELEPHONE SCHEDULING

For telephone registration, you will need a valid credit card (Visa, MasterCard, American Express or Discover). PSI registrars are available at (833) 333-4741, Monday through Friday between 6:30 am and 9:00 pm, and Saturday-Sunday between 8:00 am and 4:30 pm, Central Time, to receive your payment and schedule your appointment for the examination

STANDARD MAIL REGISTRATION

If you prefer, you may mail the Examination Registration Form (found at the end of this Candidate Information Bulletin). Mail the completed Examination Registration Form to PSI with the appropriate examination fee. Payment of fees may be made by credit card (Visa, MasterCard, American Express or Discover), money order, company check or cashier's check. Money order or check must be made payable to PSI, with your student permit number noted on it to ensure that your fees are properly assigned. **CASH AND PERSONAL CHECKS ARE NOT ACCEPTED.** Please allow 7 business days to process before contacting PSI to schedule.

CANCEL OR RESCHEDULE AN EXAMINATION APPOINTMENT

You may cancel and reschedule an examination appointment without forfeiting your fee if your *cancellation notice is received 2 days before the scheduled examination date*. For example, for a Monday appointment, the cancellation notice would need to be received on the previous Saturday. You may call PSI at (833) 333-4741 or use the PSI Website.

Note: A voicemail or email message is not an acceptable form of cancellation. Please use the PSI Website or call PSI to speak directly to a Customer Service Representative.

MISSED APPOINTMENT OR LATE CANCELLATION

Your registration will be invalid, you will not be able to take the examination as scheduled, and you will forfeit your examination fee, if you:

- Do not reschedule your appointment at least 2 days before the scheduled examination date.
- Do not appear for your examination appointment.
- Arrive after the examination start time.
- Do not present proper identification when you arrive for the examination.

EXAMINATION ACCOMMODATIONS

All PSI examination centers are equipped to provide access in accordance with the Americans with Disabilities Act (ADA) of 1990, and exam accommodations will be made in meeting a candidate's needs. A candidate with a disability or a candidate who would otherwise have difficulty taking the examination should request for alternative arrangements by [Clicking Here](#) or fill out the form at the end of this Candidate Information Bulletin. This form also includes out-of-state testing requests.

FOREIGN LANGUAGES

For languages other than English, you may request to have the examination translated by contacting PSI and paying an additional cost for each translation, or you may bring a bound Word-to-Word translation dictionary. The dictionary cannot contain pictures or definitions. Candidates are not permitted to bring in any additional papers (loose or attached) with their dictionary. Highlighting, underlining, indexing, or marking in the dictionary prior to or during the examination is prohibited. Any candidate caught writing, highlighting, underlining, and or indexing in the dictionary during the examination will be subject to forfeiting their dictionary, termination of their examination and reporting the incident to the Texas Department of Licensing and Regulation.

EXAMINATION SITE CLOSING FOR AN EMERGENCY

In the event that severe weather or another emergency forces the closure of an examination site on a scheduled examination date, your examination will be rescheduled. PSI personnel will attempt to contact you in this situation. However, you may check the status of your examination schedule by calling (833) 333-4741. Every effort will be made to reschedule your examination at a convenient time as soon as possible.

REPORTING TO THE EXAMINATION SITE

On the day of the examination, you should arrive 30 minutes prior to your scheduled appointment time. This allows time for sign-in and identification verification. NO conversing or any other form of communication among candidates is permitted once you enter the examination site.



If you arrive late, you will NOT be admitted to the examination site and you will forfeit your examination registration fee.

REQUIRED IDENTIFICATION AT EXAMINATION SITE

You must provide 1 form of identification. The identification must be a VALID form of government-issued identification for example, driver's license*, state ID, or passport, which bears your printed name, photograph, signature or fingerprint, date of birth, and expiration date. Identification provided must match all information provided by TDLR to PSI upon eligibility. If your ID does not contain the required information, you may be asked to provide other forms of valid identification to confirm your identity. A digital copy of your identification documentation will be taken upon check in and stored with your personal data.

*An expired driver's license will be accepted only if accompanied by a VALID Texas Department of Public Safety temporary permit. Likewise, the temporary permits must be accompanied by the expired DPS driver's license.

If you cannot provide the required identification, you must call (833) 333-4741 at least 3 weeks prior to your scheduled appointment to arrange a way to meet this security requirement. *Failure to provide the required identification at the time of the examination without notifying PSI is considered a missed appointment, and you will not be able to take the examination and will forfeit your examination fee.*

SECURITY PROCEDURES

The following examination protocols apply during any examination. PSI may pause or terminate an examination at any time. Failure to follow the examination protocol, may result in the disqualification of examination results, prohibition from taking future examinations, and may lead to legal action.

Prohibited Items:

- Reference materials of any kind.
- Electronic devices of any type, including but not limited to; cellular phones, cameras, computers of any type (e.g., laptops, tablets, iPads), earbuds, electronic games, electronic watches, handheld calculators, headsets, mobile devices, music players (e.g., iPods), pagers, radios, recording devices (audio or video), smart watches, televisions, etc.).
- Hats or headgear not worn for religious reasons or as religious apparel, including hats, baseball caps, or visors.
- Bulky or loose clothing or coats including but not limited to, open sweaters, cardigans, shawls, scarves, vests, jackets and coats.
 - In the event you are asked to remove bulky or loose outerwear, appropriate attire, such as a shirt or blouse should be worn underneath.
- Other personal items, including but not limited to; backpacks, briefcases, chewing gum, drinks, food, good luck items, notebooks, paper or other materials on which to write, pens, pencils or other writing devices, purses, reading material, smoking or chewing products, wallets, etc.

Prohibited Behavior:

- Giving or receiving assistance on an examination.
- Copying or communicating examination content.
- Using outside references or resources during an exam, examples:
 - Browsing other local resources.
 - Browsing the internet.
 - Attempting to use a computer or computer program not provided or approved by PSI.
 - Attempting to use a telephone or mobile device.
 - Using notepad on the computer.
 - Using an application on the computer not provided by PSI.
- Engaging in disruptive behavior during check-in or during an exam, examples:
 - Acting in an inappropriate manner.
 - Using abusive language.
 - Speaking aloud.
 - Causing noise unrelated to keyboard typing.
- Engaging in prohibited behavior during check-in or during an exam, examples:
 - Reading questions out loud.
 - Leaving the room without proctor approval.
 - Using instant messaging, or other electronic communication.
 - Capturing a picture or video of exam items.
 - Attempting to use telephone or mobile device.
 - Obstructing the proctor's view (camera or in person).
 - Having inappropriate materials on desktop (explicit).
 - Changing spaces during the exam without proctor approval.
 - Not focusing eyes on the screen.

During the check in process, all candidates will be asked if they possess any prohibited items. Candidates may also be asked to empty their pockets and turn them out for the proctor to ensure they are empty. The proctor may also ask candidates to lift up the ends of their sleeves and the bottoms of their pant legs to ensure that notes or recording devices are not being hidden there.



Proctors will also carefully inspect eyeglass frames, tie tacks, or any other apparel that could be used to harbor a recording device. Proctors will ask to inspect any such items in candidates' pockets.

No prohibited items are allowed within the candidate's reach or line of sight. If prohibited items are found during check-in, candidates shall put them in the provided secure storage or return these items to their vehicle for test center exams. PSI will not be responsible for the security of any personal belongings or prohibited items.

Any candidate seen giving or receiving assistance on an examination, found with prohibited items, or displaying prohibited behavior or violating any security regulations will have his or her examination terminated, and be asked to surrender all examination materials. All such instances will be reported to the examination sponsor.

Additional protocols for testing at a [testing center](#), include but not limited to:

- Person(s) accompanying an examination candidate may not wait in the examination center, inside the building or on the building's property. This applies to guests of any nature, including drivers, children, friends, family, colleagues, or instructors.
- Once candidates have been seated and the examination begins, they may leave the examination room only to use the restroom, and only after obtaining permission from the proctor. Candidates will not receive extra time to complete the examination.

Additional protocols for [taking your examination on your laptop or computer](#), include but not limited to:

- Please be reminded that earbuds, earphones, hats, caps, hood, shades or anything that can be placed on the head or face is NOT allowed.
- Food, Drinks, or Breaks are not allowed. All personal items must be removed from the work area.
- You are not allowed to leave the station during the exam.
- Please do your best to avoid covering your mouth for the whole duration of exam. Be aware that talking/whispering/mouthing is not allowed during exam.
- You must keep both of your hands on or above the desktop during the exam.
- Also note that under no circumstances are you allowed to take a screenshot or photo of the exam or the exam results at any time during or after the session.
- Temporarily moving out of the camera's line of sight.
- Adequate lighting for the proctor to see candidate's activity.
- Internet service must be sufficient to administer the exam, see page 14 for requirements.
- Web camera must be placed for ideal viewing by the proctor.
- Candidate may not change computers during the exam.
- Candidate may not change spaces during the exam.
- Candidate must follow proctor instructions, which may include, but are not limited to:
 - Keeping hands on the desktop.
 - Keeping eyes on the computer screen.
 - Not fidgeting during the exam.
 - Keeping hands away from face.
- Please do your best to avoid covering your mouth for the whole duration of exam. Be aware that talking/whispering/mouthing is not allowed during exam.
- Breaks are NOT allowed during remote online proctored examinations. If you believe you cannot complete your examination without a break, please do not register for remote online proctored examinations.

TAKING YOUR EXAMINATION AT A PSI TEST SITE

The examination will be administered via computer. You will be using a mouse and computer keyboard.

IDENTIFICATION SCREEN

You will be directed to a semiprivate testing station to take the examination. When you are seated at the testing station, you will be prompted to confirm your name, identification number, and the examination for which you are registered.

TUTORIAL

Before you start your examination, an introductory tutorial is provided on the computer screen. The time you spend on this tutorial, up to 15 minutes, DOES NOT count as part of your examination time. Sample questions are included following the tutorial so that you may practice answering questions and reviewing your answers.

TEST QUESTION SCREEN

One question appears on the screen at a time. During the examination, minutes remaining will be displayed at the top of the screen and updated as you record your answers.

IMPORTANT: After you have entered your responses, you will later be able to return to any question(s) and change your response, provided the examination time has not run out.



WRITTEN SCORE REPORTING

IN PERSON EXAMINATION: Your score will be displayed on screen at the end of the examination and a score report will be emailed to you. If you fail, the emailed score report will include the diagnostic report indicating your strengths and weaknesses by examination type. If you do not receive your emailed score report, you may print it from your online account.

REMOTE PROCTORED: Candidates taking a remotely proctored exam: you must select to end both the exam portion and survey portion of your test in order to receive your on-screen results and emailed score report. If you fail, the emailed score report will include the diagnostic report indicating your strengths and weaknesses by examination type. If you do not receive your emailed score report, you may print it from your online account.

WRITTEN EXAMINATION SITE LOCATIONS

Abilene

Commerce Plaza
1290 S. Willis, Suite 109
Abilene, TX 79605

The test site is on the corner of South 14th Street and Willis. The site is behind the First Financial Bank.

Amarillo

4312 Teckla, Suite 500
Amarillo, TX 79109

Exit off I-40 to Western and go South one street passed the 7th traffic light to Ridgecrest and turn right. Stay on Ridgecrest until you come to the red brick office complex on the left side corner of Ridgecrest and Teckla. 4312 is the 3rd building facing Teckla. Ste 500 is the end suite on the North side of the building.

From Canyon, take Bell St exit and go North to traffic light at 45th St and turn right. Turn left at the 2nd traffic light to Teckla.

Arlington

Centerpoint IV
2401 E. Randol Mill Road, Suite 160
Arlington, TX 76011

From TX-360 S - Take the TX-180 exit towards Division St. Merge onto N Watson Rd. Take a slight left towards S. Watson Rd. Use the middle lane to turn left onto E Randol Mill Rd. The Centerpoint IV building will be on your right.

From I-30 E - Take exit 28 toward Baird farm Road/Ballpark Way/Legends Way. Merge onto E Copeland Rd. Take a slight right onto TX-360 Frontage Rd/N Watson Rd. Turn Right onto East Randol Mill Rd. The Centerpoint IV building will be on your right.

Austin

8101 Cameron Road, Ste. 106
Austin, TX 78754

Directions - From I-35 South - Take I-35 S to exit 238A-238B for US290 towards Houston. Continue onto US290 E. Take the exit towards Airport/US-183/Lampasas/Lockhart. Merge onto US 290 Frontage Rd. Turn left onto Ed Bluestein Blvd. Continue onto E Anderson Ln. Turn right on Rutherford Ln. Go about ½ mile and then turn left into the parking lot of walnut Creek Office Park. The building is on the corner of Cameron Rd and Rutherford Lane.

Austin

8000 Anderson Square, Ste 301B
Austin, Texas 78757

If Northbound on Hwy 183 -take the Peyton Gin/Ohlen Road exit and stay in the left lane so you can turn left onto Anderson Square. Turn right into 8000 Anderson Square and immediately turn left, then right at the first chance. 301B is the end building on your right.

If Southbound on Hwy 183- take the Peyton Gin/Ohlen Road exit and turn right onto Anderson Square. Turn right into 8000 Anderson Square and immediately turn left then right at the first chance. 301B is the end building on your right.

Corpus Christi

2820 S Padre Island Dr, Suite 105
Corpus Christi, TX 78415

From So. Padre Island Drive East, exit at Kostoryz. Loop back under the Kostoryz light, travel west on the access road to the 2820 building. The examination site is located between Kostoryz and Ayers at the 2820 Building on the North site of the SPID access road.

Dallas

One Empire
1140 Empire Central Dr, Suite 610
Dallas, TX 75247

From I-35E Southbound (Stemmons Fwy), exit Empire Central (#434A), turn right on Empire Central Dr. ONE EMPIRE BLDG is on the left.

From I-35E Northbound, exit Empire Central and turn Left on Empire Central. ONE EMPIRE is on the Left.

From Hwy 183 Eastbound (John carpenter Fwy), exit left on Regal row, turn right on Governors row, and turn left on Empire central. ONE EMPIRE is on the right.

From Hwy 183 Westbound - Exit Mockingbird LN turn right on Empire Central. ONE EMPIRE is on the right.



Dallas/Richardson

1701 N Collins Blvd, Suite 130

Richardson, TX 75080

From US-75 North take exit 26 onto N. Central Expressway toward Collins Blvd./Campbell Rd. Turn left onto Campbell Rd. Turn left on Collins Blvd. Building is on right.

El Paso**Innovative Minds**

11436 Rojas, Suite B-10

El Paso, TX 79936

From West: Take I-10 East. Take exit 30 toward Lee Trevino Dr. Left on N Lee Trevino Dr and merge to the far right lane. At the Bank of America, R on Rojas Dr. Innovative Minds is located on right in the Rojas Business Ctr. From East: Take I-10 West. Take exit 30 toward Lee Trevino Dr. Merge to far right lane and at the One Source Federal Credit Union, Right on Goodyear Dr. At street light, Left on Rojas Dr. Innovative Minds is located on the left in the Rojas Business Ctr.

Fort Worth

6801 McCart Avenue, Suite B-1

Fort Worth, TX 76133

From I-20 take the McCart Ave exit #435. Go South on McCart Ave passing Altamesa Blvd. You will turn left at the next light which would be Southpark Lane. To the right you may enter the 1st immediate parking entrance or the 2nd parking entrance on your right at 6801 McCart Ave Professional Building. Our office suite is B1 which is located on the Northside of the building facing Southpark Lane.

Harlingen - Innovative Minds

2404 F St., Suite D

Harlingen, TX 78552

From McAllen, TX: Take I-2/US-83 E. Use the right two-lanes to take the US-77 S/US-83 S exit toward Brownsville. Take the exit toward Farm to Market Rd 1479/F St/Rangerville Rd. Merge onto S Frontage Rd. Turn right on S Idaho St.

From Brownsville, TX: Take US-77 N/US-83 N. Merge onto I-69E N/US-77 N/US-83 N. Take the exit toward Farm to Market Rd 1479/F St/Rangerville Rd. Merge onto S Frontage Rd. Turn left onto S Rangerville Rd. Turn left onto S Frontage Rd. Turn right on S Idaho St. Additional parking available on Idaho Street.

Houston North (Greenbriar Place)

Greenbriar Place

650 North Sam Houston Pkwy E, Suite 535

Houston, TX 77060

From the Beltway 8 going West, exit Imperial Valley Drive. U-turn under the belt. Go East on the Service Road (N Sam Houston Pkwy E). The site is just before the Hardy Toll Road Exit.

From I-610, take 45-North toward Dallas, exit Beltway 8 - East. Go East on the Service Road of Beltway 8 (N Sam Houston Pkwy E).

Houston (East)

Atrium Building

11811 I-10 East Freeway, Suite 260

Houston, TX 77029

From I-10 East, take the Federal Rd exit #778A. U-turn under the freeway and come back on the feeder road going West. Building is on the right side, next to Pappasito's Cantina.

From I-10 West, take the Holland Rd exit. Stay on the feeder road. Building is on the right side, next to Pappasito's Cantina.

Houston (Southwest)

One West Belt

9555 W. Sam Houston Pkwy South, Suite 250

Houston, TX 77099

The street address is on the marquee in front of the building (9555 West Sam Houston Parkway South). On a smaller sign, sitting down in the grass next to the entry on Bissonnet, is the notation, "One West Belt". The Sam Houston Pkwy is also known as Beltway 8.

From US 59, heading South: Take the Bissonnet exit and turn right onto Bissonnet. Go about one mile - the building is on the right just before you reach the West Sam Houston Pkwy. You can turn right from Bissonnet into the parking lot, or, if you come to the Beltway, turn right onto the feeder road and then an immediate right into the parking lot.

From US 59, heading North: Take the Bissonnet exit and turn left (under the freeway) onto Bissonnet. Go about one mile - the building is on the right just before you reach the West Sam Houston Pkwy. You can turn right from Bissonnet into the parking lot, or, if you come to the Beltway, turn right onto the feeder road and then an immediate right into the parking lot.

From the West Sam Houston Pkwy South (also known as Beltway 8), heading South: Take the Bissonnet exit and turn left (under the freeway) onto Bissonnet. Turn left into the parking lot of the first building on the left.

From the West Sam Houston Pkwy South (also known as Beltway 8), heading North: Take the West Bellfort exit and travel about two miles on the feeder road to Bissonnet. Turn right on Bissonnet and then left into the parking lot of the first building on the left, OR do not turn on Bissonnet but drive through the intersection and then make an immediate right into the parking lot.

Houston (Northwest)

9800 Northwest Freeway

Suite 200

Houston, TX 77092

From Hwy 290 EASTBOUND take Exit 13C toward West T C Jester Blvd. Stay Straight to go onto N Loop Fwy W. Make a U-turn onto N Loop Fwy W.



Stay on the feeder road, Sheraton Hotel is on the right as the road curves right. Turn into the parking lot immediately after the Sheraton Hotel and before the office building. Site is on the 2nd floor.

Driving north on Loop 610 West exit at T.C. Jester and then U-turn under Loop 610. Stay on the feeder road, Sheraton Hotel is on the right as the road curves right. Turn into the parking lot immediately after the Sheraton Hotel and before the office building. Site is on the 2nd floor.

Driving west on Loop 610 North, exit at T.C. Jester and then U-turn under Loop 610. Stay on the feeder road, Sheraton Hotel is on the right as the road curves right. Turn into the parking lot immediately after the Sheraton Hotel and before the office building. Site is on the 2nd floor.

Lubbock

The Center

4413 82nd St., Suite 210

Lubbock, TX 79424

From S Loop 289, take the Quaker Ave exit and go South. Turn right on 82nd St.

McAllen

7000 N. 10th Street Suite C-4

McAllen, TX 78504

From S Expressway 281/S US-281, turn right onto E Trenton Rd. Turn left onto N 10th St/TX-336. The test site is on the left.

Midland

Westwood Village Shopping Center

4200 West Illinois Avenue, Suite 200

Midland, TX 79703

From I-20, take Midkiff Road exit. Go North on Midkiff Road. Take a left on Illinois Ave. Go .8 miles and turn right into Chinese Kitchen's parking lot at 4200 W Illinois. Suite is at the end of the left Strip.

From Business 20 (Old Hwy 80) going West, follow Front Street until Wall St Traffic light. Go 2 blocks and turn right on Midkiff. Turn left on Illinois. Go .8 miles and turn right into Chinese Kitchen's parking lot at 4200 W Illinois. Suite is at the end of the left Strip.

From North Hwy 349, Look for Loop 250 West (just before overpass). Turn right at Loop and go 2 miles to Exit Midkiff. Turn left at traffic light. Turn right at Illinois traffic signal. Turn right onto Chinese Kitchen's parking Lot at 4200 W Illinois. Suite is at the end of the left Strip.

San Antonio

6655 First Park 10 Blvd., Suite 230

San Antonio, TX 7821

From I-10 West - Take exit 565A towards Crossroads Blvd/Balcones Heights and merge onto Frontage Rd. Turn right onto First Park Ten Blvd and go about ½ mile. The building will be on the right.

San Antonio

9502 Computer Drive, Ste 105

San Antonio, TX 78229

From I-10 West, take exit 561 for Wurzbach and Medical Drive. Stay on the access road passed Medical Drive, then turn left on Wurzbach (going under the freeway). Proceed one block on Wurzbach, then turn left on Bluemel. Proceed one block on Bluemel, turn left on Computer Drive, then turn right into the parking lot for the Neuromuscular Institute of Texas at 9502 Computer Drive. PSI is in suite 105.

From I-10 East, take the Wurzbach exit and turn right on Wurzbach (going under the freeway), then follow the directions above.

Tyler

3800 Paluxy Dr, Suite 310

Tyler, TX 75703

From 1-20, turn south on Hwy 69 and go to Loop 323. Turn right on 323 and follow 323 to the intersection of Paluxy Dr. Turn right on Paluxy Drive. The Paluxy Square Complex will be immediately on the left. Go to Building 3 which is in the back.

Waco

345 Owen Lane, Suite 124

Waco, TX 76710

From TX-6, take the Waco Drive exit, loop under the bridge where you will be on Sanger Ave, turn right on Owen Ln. The examination site is behind the Richland Mall and directly across the street from the City of Waco water tower.

If you are coming in on the South Hwy 6, take the South Loop 340, then take Sanger Ave Exit.



EXAMINATION DETAILS

NON-SCORED ITEMS

Your examination contains non-scored questions. The use of such questions is an essential step in developing accurate future examinations. These questions will NOT be scored and time to answer them has been added to the time allowed.

Boiler Examination
100 Scored Items - 135 Minutes - 70% Correct to Pass
10 Non-Scored Items - 15 Minutes
Examination Fee \$43

CONTENT OUTLINE

Subject Area	# of Items
Definitions	10
Boiler Types	20
Inspections	20
Boiler Identification	6
Boiler Installation	5
Materials and Equipment	16
Repair Requirements	6
Safety	17

REFERENCE LIST

This examination is **CLOSED BOOK**. The following reference materials are not allowed in the examination site.

Note: The reference materials listed below were used to prepare the questions for the examinations. When responding to the test questions, do not consider code exceptions unless the test question specifically directs you to consider them.

- Texas Health and Safety Code, Chapter 755 <http://www.tdlr.texas.gov/>
- 16 Texas Administrative Code, Chapter 65 <http://www.tdlr.texas.gov/>



EXAMINATION ACCOMMODATIONS OR OUT-OF-STATE TESTING REQUEST FORM

All examination centers are equipped to provide access in accordance with the Americans with Disabilities Act (ADA) of 1990. Applicants with disabilities or those who would otherwise have difficulty taking the examination may request Exam Accommodations.

REQUEST ACCOMMODATION VIA ONLINE

Applicants with disabilities or those who would otherwise have difficulty taking the examination should request for alternative arrangements by [Clicking Here](#). You will be contacted via email within 48 hours.

Requirements for examination accommodation requests:

You are required to submit documentation from the medical authority or learning institution that rendered a diagnosis. Verification must be submitted to PSI on the letterhead stationery of the authority or specialist and include the following:

- Description of the disability and limitations related to testing
- Recommended accommodation/modification
- Name, title and telephone number of the medical authority or specialist
- Original signature of the medical authority or specialist

REQUEST ACCOMMODATION VIA FAX OR EMAIL

If you prefer you may fax this form, along with supporting documentation, to (702) 932-2666 or email it to examaccommodations@psionline.com. After 4 days, PSI Exam Accommodations will email you confirmation of approval with instructions for the next step.

Date: _____ ID#: _____

Legal Name: _____
Last Name First Name

Address: _____
Street City, State, Zip Code

Telephone: (_____) _____ - _____ Email Address: _____
Cell

Check any examination accommodations you require (requests must concur with documentation submitted):

- | | |
|---|---|
| <input type="checkbox"/> Reader (as accommodation for visual impairment or learning disability) | <input type="checkbox"/> Extended time (Additional time requested: _____) |
| <input type="checkbox"/> Large-print written examination | <input type="checkbox"/> Request for a translated examination (this request does not require additional documentation)
<i>You will be advised of the cost once PSI receives the quote for the translation. This fee will be paid by the candidate.</i> |
| <input type="checkbox"/> *Out-of-State Testing Request (this request does not require additional documentation) | |

Site requested: _____
**You may email your out-of-state request to OutOfStateRequest@psionline.com for written exams only*

YOU MUST BE APPROVED BY TDLR TO TAKE THIS EXAMINATION

DO NOT SCHEDULE YOUR EXAMINATION UNTIL THIS DOCUMENTATION HAS BEEN RECEIVED AND PROCESSED BY PSI SPECIAL ACCOMMODATIONS

PSI Services LLC
3210 E Tropicana
Las Vegas, NV 89121