



PSI Services LLC  
3210 E Tropicana  
Las Vegas, NV 89121  
[www.psiexams.com](http://www.psiexams.com)  
Email: [TDLRSupport@psionline.com](mailto:TDLRSupport@psionline.com)

## TEXAS DEPARTMENT OF LICENSING AND REGULATION

### ELECTRICIAN CANDIDATE INFORMATION BULLETIN



**EFFECTIVE NOVEMBER 1, 2020, THE EXAMINATIONS WILL BE WRITTEN TO THE NATIONAL ELECTRICAL CODE, 2020 EDITION, PLEASE SEE PAGE 10 FOR REFERENCE MATERIAL INFORMATION.**

Examination Procedures .....	1	Security Procedures .....	6
Internet Scheduling .....	1	Taking the Examination by Computer .....	7
Telephone Scheduling .....	5	Examination Review .....	7
Canceling an Examination .....	5	Examination Site Location .....	7
Missed Appointment or Late Cancellation .....	5	Score Reporting .....	10
Examination Accommodations .....	5	Examination Reference Materials .....	10
Emergency Examination Site Closing .....	5	Examination Content Outlines .....	11
Reporting to the Examination Site .....	6	Examination Registration Form .....	17
Required Identification .....	6	Examination Accommodation Form .....	End of Bulletin

Please refer to our website to check for the most updated information at [www.psiexams.com](http://www.psiexams.com)

## EXAMINATION SCHEDULING PROCEDURES

The Texas Department of Licensing & Regulation (TDLR) has contracted with PSI Services LLC (PSI) to deliver its examinations.

Upon TDLR approval of eligibility, you will receive an email confirmation with instructions for scheduling an appointment to take the examination. (If you have not provided an email address, you will receive a postcard via U.S. Mail with this information). You are allowed to test unlimited through your eligibility period.

### INTERNET REGISTRATION

For the fastest and most convenient test scheduling process, PSI recommends that candidates register for their exams using the Internet. In order to register over the Internet, candidates will need to have a valid credit card (Visa, MasterCard, American Express or Discover). Candidates register online by accessing PSI's registration website at [www.psiexams.com](http://www.psiexams.com). Internet registration is available 24 hours a day. In order to register by Internet, complete the steps below. See the following page for detailed instructions.

1. Log onto PSI's website and create an account. Please enter your email address and first and last name. This information must match exactly with the information TDLR has on file. Be sure to **check the box next to "Check here to attempt to locate existing records for you in the system"**.
2. You will be asked to select the examination and enter the ID# that TDLR provided to you. Your record will be found, and you will now be ready to pay and schedule for the exam. Enter your zip code and a list of the testing sites closest to you will appear. Once you select the desired test site, available dates will appear. If you have problems contact PSI at (833) 333-4741 for help.

### **Internet Registration: instructions for scheduling an examination online at [www.psiexams.com](http://www.psiexams.com)**

Go to [www.psiexams.com](http://www.psiexams.com) and select "Create an Account".

If you have already registered and created an account, type in your email address and password.

The screenshot shows the PSI website interface. At the top, there is a dark blue header with the text "New Users" in white. Below this, the text "You can:" is followed by three red links: ">> Create an account", ">> Register for an examination", and ">> Schedule an examination". Below this is another dark blue header with the text "Returning Users" in white. Underneath, there is a "Sign in" section with three input fields: "Email Address:", "Password:", and "Start in:". The "Start in:" field is a dropdown menu currently showing "Home page". Below the input fields are two buttons: "Sign in" and "Clear". Below these buttons are two links: "[ Forgot Password? ]" and "[ Update email address ]". At the bottom of the "Sign in" section, there is a line of text: "If you do not have an account, please click the below link." followed by a red link: "[ Create an Account ]".

**VERY IMPORTANT STEP.** You must put in your email address and the spelling of your name **EXACTLY** as it was submitted to TDLR.

Be sure to **check the box** “Check here to attempt to locate existing records for you in the system” and select *Submit*.

Fields indicated with an asterisk (\*) are mandatory.

### Step 1

#### Your Details

Email Address:*	<input type="text" value="cathy@psionline.com"/>		
First Name:*	<input type="text" value="Cathy"/>	Last Name:*	<input type="text" value="Miller"/>
Middle Name:	<input type="text" value="All"/>	Generation(Jr.,Sr.,etc.)	<input type="text"/>

If you have previously contacted a PSI Customer Support representative and paid for an examination, or you believe that your licensing or certification agency has provided PSI with eligibility information for you, Please check the box below:

☒ Check here to attempt to locate existing records for you in the system.

### Step 2

Enter a password for your account and select your security question and answer.

Create a password:*	<input type="password" value="....."/>	<b>PSI's password rules:</b> 1. Must be between 8 - 32 characters long. 2. Must contain at least one uppercase and lowercase letter. 3. Must contain at least one number and special character. Allowed special characters: @, %, +, \, /, ', !, #, \$, ^, ?, :, , (, ), {, }, [, ], ~, _ , - 4. Password cannot contain words from any part of the email address.
Retype your password :*	<input type="password" value="....."/>	
Choose a Security Question :*	<input type="text" value="Place of birth"/>	
Security Answer :*	<input type="text" value="...."/>	

Select the organization, state, account, and classification (as seen below). Enter your TDLR ID # and select *Submit*.

**Select Organization**

**Select Jurisdiction**

**Select Account**

**Enter your TDLR ID Number**

The system will find your imported record. You are now ready to pay and schedule for the examination. Select *"Pay for a test."*

#### Registered records

Test Name	Portion Name(s)	Sponsor	Eligibility Expires	Tasks Due
TX General Well Driller	TX General Well Driller	TDLR	01/01/2023	<a href="#">Pay for a test</a>

Type in your credit card information and select *Submit*.

#### Payment

You will be charged **52.00**.

##### ☒ Credit Card

Card Type: \*

Card Number: \*

Expiration Date: \*

Name on Card: \*

Billing Street Address: \*

ZIP Code: \*  Card ID Number: \*  [What is Card ID no?](#)

☐ I accept PSI's Payment terms & conditions.

[Click here](#) to read terms & conditions.

[Back](#)

[Submit](#)

[Clear](#)

Enter your zip code or the city where you live and select *Search*. You will get a list of the testing sites closest to you. Select the desired *Test center* and select *Continue*.

#### Test Center Selection

Country:

Zip or City:

[Search](#)

**Choose one or more test centers, then click the 'Continue' button to view available dates for scheduling:**



Distance	Test Center Name	Address
<input type="checkbox"/> 0.0 miles	San Antonio	San Antonio - Innovative Minds 6655 First Park 10 Blvd., Suite 230, San Antonio, Texas, 78213
<input type="checkbox"/> 3.1 miles	SAN ANTONIO	SAN ANTONIO - COMPUTER DRIVE 9502 Computer Drive, Suite 105, San Antonio, Texas, 78229
<input type="checkbox"/> 77.7 miles	Austin	Austin - Innovative Minds 8101 Cameron Road, Ste. 106, Austin, Texas, 78754
<input type="checkbox"/> 84.5 miles	Round Rock	Round Rock - Tactix of Round Rock 600 Round Rock West Drive, Suite 303, Round Rock, Texas, 78681
<input type="checkbox"/> 104.7 miles	Victoria	Victoria - Victoria College 2200 East Red River, Continuing Education Center, Suite 202, Victoria, Texas, 77901

[1](#) [2](#) [3](#) [4](#) [5](#) [6](#) [Next](#) 1 - 5 of 30



You will now see the availability. Click on the date and time of your choice and select *Schedule*.

Please choose the date and month (or date range) to check the available sessions.

From:   To:  

Test Center	Available Date	Start Time
<input type="radio"/> SAN ANTONIO - COMPUTER DRIVE, Texas	09/22/2022	9:30 AM
<input type="radio"/> SAN ANTONIO - COMPUTER DRIVE, Texas	09/22/2022	2:00 PM
<input type="radio"/> SAN ANTONIO - COMPUTER DRIVE, Texas	09/24/2022	2:30 PM
<input type="radio"/> SAN ANTONIO - COMPUTER DRIVE, Texas	10/01/2022	2:30 PM

A confirmation will appear that you can print out, and you will receive an email confirmation.

Thank you for scheduling your test on the PSI!


You will receive a confirmation email shortly. Please be sure to **print the confirmation email** and bring it along with any other required documents to the test center.

**Your Schedule Details**

Exam:	TX General Well Driller
Sponsor:	TDLR
Confirmation Number:	C111192178
Test Center:	SAN ANTONIO - COMPUTER DRIVE
Address:	SAN ANTONIO - COMPUTER DRIVE 9502 Computer Drive, Suite 105, San Antonio, Texas, USA
Test Schedule Date:	10/07/2022
Test Schedule Time:	2:00 PM

**You must arrive at the test center 30 minutes before the start of your schedule time or you forfeit your examination fees and will not be allowed to take your scheduled examination.**

Directions to Test Center: From I-10 West, take exit 561 for Wurzbach and Medical Drive. Stay on the access road passed Medical Drive, then turn left on Wurzbach (going under the freeway). Proceed one block on Wurzbach, then turn left on Bluemel. Proceed one block on Bluemel, turn left on Computer Drive, then turn right into the parking lot for the Neuromuscular Institute of Texas at 9502 Computer Drive. PSI is in suite 105. From I-10 East, take the Wurzbach exit and turn right on Wurzbach (going under the freeway), then follow the directions above.

 **Print Details**

---

### TELEPHONE REGISTRATION

For telephone registration, you will need a valid credit card (Visa, MasterCard, American Express or Discover). PSI registrars are available at (833) 333-4741, Monday through Friday between 6:30 am and 9:00 pm, and Saturday-Sunday between 8:00 am and 4:30 pm, Central Time, to receive your payment and schedule your appointment for the examination.

### STANDARD MAIL REGISTRATION

If you prefer, you may mail the Examination Registration Form (found at the end of this Candidate Information Bulletin). Mail the completed Examination Registration Form to PSI with the appropriate examination fee. Payment of fees may be made by credit card (Visa, MasterCard, American Express or Discover), money order, company check or cashier's check. Money order or check must be made payable to PSI, with your student permit number noted on it to ensure that your fees are properly assigned. **CASH AND PERSONAL CHECKS ARE NOT ACCEPTED.** Please allow 7 business days to process before contacting PSI to schedule.

### CANCEL OR RESCHEDULE AN EXAMINATION APPOINTMENT

You may cancel and reschedule an examination appointment without forfeiting your fee if your *cancellation notice is received 2 days before the scheduled examination date*. For example, for a Monday appointment, the cancellation notice would need to be received on the previous Saturday. Please use the PSI Website or call PSI at (833) 333-4741.

**Note:** A voice mail or email message is not an acceptable form of cancellation. Please use the PSI Website or call PSI to speak directly to a Customer Service Representative.

### MISSED APPOINTMENT OR LATE CANCELLATION

Your registration will be invalid, you will not be able to take the examination as scheduled, and you will forfeit your examination fee, if you:

- Do not cancel your appointment 2 days before the scheduled examination date.
- Do not appear for your examination appointment.
- Arrive after examination start time.
- Do not present proper identification when you arrive for the examination.

### EXAMINATION ACCOMMODATIONS

All PSI examination centers are equipped to provide access in accordance with the Americans with Disabilities Act (ADA) of 1990, and exam accommodations will be made in meeting a candidate's needs. A candidate with a disability or a candidate who would otherwise have difficulty taking the examination must follow the instructions on the Exam Accommodations Request Form at the end of this Candidate Information Bulletin.

### FOREIGN LANGUAGES

Examinations are available in English and Spanish for no additional cost. To take one of these examinations you must indicate your language preference when you schedule your examination.

For languages other than English or Spanish, you may request to have the examination translated by contacting PSI and paying an additional cost for each translation. You will be advised of the cost once PSI receives the quote for the translation. Please fill out the form at the end of this Candidate Information Bulletin.

Candidates may also bring a bound Word-to-Word translation dictionary. The dictionary cannot contain pictures or definitions. Candidates are not permitted to bring in any additional papers (loose or attached) with their dictionary. Highlighting, underlining, indexing, or marking in the dictionary prior to or during the examination is prohibited. Any candidate caught writing, highlighting, underlining, and or indexing in the dictionary during the examination will be subject to forfeiting their dictionary, termination of their examination and reporting the incident to the Texas Department of Licensing and Regulation.

### EXAMINATION SITE CLOSING FOR AN EMERGENCY

In the event that severe weather or another emergency forces the closure of an examination site on a scheduled examination date, your examination will be rescheduled. PSI personnel will attempt to contact you in this situation. However, you may check the status of your examination schedule by calling (833) 333-4741. Every effort will be made to reschedule your examination at a convenient time as soon as possible.



## REPORTING TO THE EXAMINATION SITE

On the day of the examination, you should arrive 30 minutes prior to your scheduled appointment time. This allows time for sign-in and identification verification. NO conversing or any other form of communication among candidates is permitted once you enter the examination area.

If you arrive late, you will NOT be admitted to the examination site and you will forfeit your examination registration fee.

### REQUIRED IDENTIFICATION AT EXAMINATION SITE

**You must provide 1 form of identification.** The identification must be a VALID form of government-issued identification for example, driver's license\*, state ID, or passport, which bears your printed name, photograph, signature, date of birth, and expiration date. Identification provided must match all information provided by TDLR to PSI upon eligibility. If your ID does not contain the required information, you may be asked to provide other forms of valid identification to confirm your identity. A digital copy of your identification documentation will be taken upon check in and stored with your personal data.

\*An expired driver's license will be accepted only if accompanied by a VALID Texas Department of Public Safety temporary permit. Likewise, the temporary permits must be accompanied by the expired DPS driver's license.

If you cannot provide the required identification, you must call (833) 333-4741 at least 3 weeks prior to your scheduled appointment to arrange a way to meet this security requirement. *Failure to provide the required identification at the time of the examination without notifying PSI is considered a missed appointment, and you will not be able to take the examination and will forfeit your examination fee.*

### SECURITY PROCEDURES

The following security procedures will apply during the examination:

- Only non-programmable calculators that are silent, battery-operated, do not have paper tape printing capabilities, and do not have a keyboard containing the alphabet will be allowed in the examination site.
- Candidates may take only approved items into the examination room.
- All personal belongings of candidates should be placed in the secure storage provided at each site prior to entering the examination room. Personal belongings **include, but are not limited to**, the following items:
  - **Electronic devices of any type, including cellular / mobile phones, recording devices, electronic watches, cameras, pagers, laptop computers, tablet computers (e.g., iPads), music players (e.g., iPods), smart watches, radios, or electronic games.**
  - **Bulky or loose clothing or coats** that could be used to conceal recording devices or notes. For security purposes outerwear such as, but not limited to: open sweaters, cardigans, shawls, scarves, vests, jackets, and coats are not permitted in the testing room. **In the event you are asked to remove the outerwear, appropriate attire, such as a shirt or blouse should be worn underneath.**
  - **Hats or headgear not worn for religious reasons** or as religious apparel, including hats, baseball caps, or visors.
  - **Other personal items**, including purses, notebooks, reference or reading material, briefcases, backpacks, wallets, pens, pencils, other writing devices, food, drinks, and good luck items.
- Person(s) accompanying an examination candidate may not wait in the examination center, inside the building or on the building's property. This applies to guests of any nature, including drivers, children, friends, family, colleagues, or instructors.
- No smoking, eating, or drinking is allowed in the examination center.
- During the check in process, all candidates will be asked if they possess any prohibited items. Candidates may also be asked to empty their pockets and turn them out for the proctor to ensure they are empty. The proctor may also ask candidates to lift up the ends of their sleeves and the bottoms of their pant legs to ensure that notes or recording devices are not being hidden there.
- Proctors will also carefully inspect eyeglass frames, tie tacks, or any other apparel that could be used to harbor a recording device. Proctors will ask to inspect any such items in candidates' pockets.
- If prohibited items are found during check-in, candidates shall put them in the provided secure storage or return these items to their vehicle. PSI will not be responsible for the security of any personal belongings or prohibited items.
- Any candidate possessing prohibited items in the examination room shall immediately have his or her test results invalidated, and PSI shall notify the examination sponsor of the occurrence.
- Any candidate seen giving or receiving assistance on an examination, found with unauthorized materials, or who violates any security regulations will be asked to surrender all examination materials and to leave the examination center. All such instances will be reported to the examination sponsor.
- Copying or communicating examination content is violation of a candidate's contract with PSI, and federal and state law. Either may result in the disqualification of examination results and may lead to legal action.
- Once candidates have been seated and the examination begins, they may leave the examination room only to use the restroom, and only after obtaining permission from the proctor. Candidate will not receive extra time to complete the examination.

## TAKING YOUR EXAMINATION AT A PSI TEST SITE

The examination will be administered via computer. You will be using a mouse and computer keyboard.

### IDENTIFICATION SCREEN

You will be directed to a semi-private testing station to take the examination. When you are seated at the testing station, you will be prompted to confirm your name, identification number, and the examination for which you are registered.

### TUTORIAL

Before you start your examination, an introductory tutorial to the computer and keyboard is provided on the computer screen. The time you spend on the tutorial, up to 15 minutes, DOES NOT count as part of your examination time. Sample questions are included following the tutorial so that you may practice using the keys, answering questions, and reviewing your answers.

### TEST QUESTION SCREEN

The “function bar” at the top of the test question provides mouse-click access to the features available while taking the examination.

The screenshot shows a web-based examination interface. At the top is a 'function bar' with icons for Mark, Comments, Goto, Help, and End. Below this is a status bar showing 'Question: 3 of 40', 'Answered: 2', 'Unanswered: 1', 'Marked: 0', 'View: All', and 'Time Left(Min): 359'. The main area displays question 3: 'What do the stars on the United States of America's flag represent?'. Below the question is a text input field and a list of four options: 1. Presidents, 2. Colonies, 3. States, and 4. Wars. At the bottom are '<< Back' and 'Next >>' buttons.

One question appears on the screen at a time. During the examination, minutes remaining will be displayed at the top of the screen and updated as you record your answers.

**IMPORTANT:** After you have entered your responses, you will later be able to return to any question(s) and change your response, provided the examination time has not run out.

### EXAMINATION REVIEW

PSI, in cooperation with TDLR, will be regularly evaluating the examinations being administered to ensure that the examinations accurately measure competency in the required knowledge areas. While taking the examination, examinees will have the opportunity to provide comments on any questions, by clicking the Comments button on the Exam Question Screen. These comments will be analyzed by PSI examination development staff. Although PSI does not respond to individuals regarding these comments, all substantive comments are reviewed. If a discrepancy is found during the comment review, PSI and the department may re-evaluate candidate results and adjust them accordingly. **This is the only review of the written examination available to candidates.**

## EXAMINATION SITE LOCATIONS

### **Abilene**

Commerce Plaza  
1290 S. Willis, Suite 109  
Abilene, TX 79605

*The test site is on the corner of South 14<sup>th</sup> Street and Willis. The site is behind the First Financial Bank.*

### **Amarillo**

4312 Teckla, Suite 500  
Amarillo, TX 79109

*Exit off I-40 to Western and go South one street passed the 7th traffic light to Ridgcrest and turn right. Stay on Ridgcrest until you come to the red brick office complex on the left side corner of Ridgcrest and Teckla. 4312 is the 3<sup>rd</sup> building facing Teckla. Ste 500 is the end suite on the North side of the building.*

*From Canyon, take Bell St exit and go North to traffic light at 45<sup>th</sup> St and turn right. Turn left at the 2<sup>nd</sup> traffic light to Teckla.*

### **Arlington**

Centerpoint IV  
2401 E. Randol Mill Road, Suite 160  
Arlington, TX 76011





*From TX-360 S - Take the TX-180 exit towards Division St. Merge onto N Watson Rd. Take a slight left towards S. Watson Rd. Use the middle lane to turn left onto E Randol Mill Rd. The Centerpoint IV building will be on your right.*

*From I-30 E - Take exit 28 toward Baird farm Road/Ballpark Way/Legends Way. Merge onto E Copeland Rd. Take a slight right onto TX-360 Frontage Rd/N Watson Rd. Turn Right onto East Randol Mill Rd. The Centerpoint IV building will be on your right.*

#### **Austin**

8101 Cameron Road, Ste. 106

Austin, TX 78754

*Directions - From I-35 South - Take I-35 S to exit 238A-238B for US290 towards Houston. Continue onto US290 E. Take the exit towards Airport/US-183/Lampasas/Lockhart. Merge onto US 290 Frontage Rd. Turn left onto Ed Bluestein Blvd. Continue onto E Anderson Ln. Turn right on Rutherford Ln. Go about ½ mile and then turn left into the parking lot of walnut Creek Office Park. The building is on the corner of Cameron Rd and Rutherford Lane.*

#### **Austin**

8000 Anderson Square, Ste 301B

Austin, Texas 78757

*If Northbound on Hwy 183 -take the Peyton Gin/Ohlen Road exit and stay in the left lane so you can turn left onto Anderson Square. Turn right into 8000 Anderson Square and immediately turn left, then right at the first chance. 301B is the end building on your right.*

*If Southbound on Hwy 183- take the Peyton Gin/Ohlen Road exit and turn right onto Anderson Square. Turn right into 8000 Anderson Square and immediately turn left then right at the first chance. 301B is the end building on your right.*

#### **Corpus Christi**

2820 S Padre Island Dr, Suite 105

Corpus Christi, TX 78415

*From So. Padre Island Drive East, exit at Kostoryz. Loop back under the Kostoryz light, travel west on the access road to the 2820 building. The examination site is located between Kostoryz and Ayers at the 2820 Building on the North site of the SPID access road.*

#### **Dallas**

One Empire, 1140 Empire Central Dr, Suite 610

Dallas, TX 75247

*From I-35E Southbound (Stemmons Fwy), exit Empire Central (#434A), turn right on Empire Central Dr. ONE EMPIRE BLDG is on the left.*

*From I-35E Northbound, exit Empire Central and turn Left on Empire Central. ONE EMPIRE is on the Left.*

*From Hwy 183 Eastbound (John carpenter Fwy), exit left on Regal row, turn right on Governors row, and turn left on Empire central. ONE EMPIRE is on the right.*

*From Hwy 183 Westbound - Exit Mockingbird LN turn right on Empire Central. ONE EMPIRE is on the right.*

#### **Dallas/Richardson**

1701 N Collins Blvd, Suite 130

Richardson, TX 75080

*From US-75 North take exit 26 onto N. Central Expressway toward Collins Blvd./Campbell Rd. turn left onto Campbell Rd. Turn left on Collins Blvd. Building is on right.*

#### **El Paso**

*Innovative Minds - El Paso*

*11436 Rojas, Suite B-10*

*El Paso, TX 79936*

*"From West: Take I-10 East. Take exit 30 toward Lee Trevino Dr. Left on N Lee Trevino Dr and merge to the far right lane. At the Bank of America, R on Rojas Dr. Innovative Minds is located on right in the Rojas Business Ctr. From East: Take I-10 West. Take exit 30 toward Lee Trevino Dr. Merge to far right lane and at the One Source Federal Credit Union, Right on Goodyear Dr. At street light, Left on Rojas Dr. Innovative Minds is located on the left in the Rojas Business Ctr."*

#### **Fort Worth**

6801 McCart Avenue, Suite B-1

Fort Worth, TX 76133

*From I-20 take the McCart Ave exit #435. Go South on McCart Ave passing Altamesa Blvd. You will turn left at the next light which would be Southpark Lane. To the right you may enter the 1st immediate parking entrance or the 2nd parking entrance on your right at 6801 McCart Ave Professional Building. Our office suite is B1 which is located on the Northside of the building facing Southpark Lane.*

#### **Harlingen**

*Innovative Minds - Harlingen*

*2404 F St., Suite D*

*Harlingen, TX 78552*

*From McAllen, TX:*

*Take I-2/US-83 E. Use the right two-lanes to take the US-77 S/US-83 S exit toward Brownsville. Take the exit toward Farm to Market Rd 1479/F St/Rangerville Rd. Merge onto S Frontage Rd. Turn right on S Idaho St.*

*From Brownsville, TX:*

*Take US-77 N/US-83 N. Merge onto I-69E N/US-77 N/US-83 N. Take the exit toward Farm to Market Rd 1479/F St/Rangerville Rd. Merge onto S Frontage Rd. Turn left onto S Rangerville Rd. Turn left onto S Frontage Rd. Turn right on S Idaho St.*

*Innovative Minds will be on the left, next to Distinctive Drafting Design, across the street from Collison Center Auto Body. Additional parking available on Idaho Street.*



**Houston North (Greenbriar Place)**

Greenbriar Place  
650 North Sam Houston Pkwy E, Suite 535  
Houston, TX 77060

*From the Beltway 8 going West, exit Imperial Valley Drive. U-turn under the belt. Go East on the Service Road (N Sam Houston Pkwy E). The site is just before the Hardy Toll Road Exit.*

*From I-610, take 45-North toward Dallas, exit Beltway 8 - East. Go East on the Service Road of Beltway 8 (N Sam Houston Pkwy E).*

**Houston (East)**

Atrium Building  
11811 I-10 East Freeway, Suite 260  
Houston, TX 77029

*From I-10 EASTBOUND, take the Federal Rd exit #778A. U-turn under the freeway and come back on the feeder road going West. Building is on the right side, next to Pappasito's Cantina.*

*From I-10 West, take the Holland Rd exit. Stay on the feeder road, building is on the right side, next to Pappasito's Cantina.*

**Houston (Southwest)**

One West Belt  
9555 W. Sam Houston Pkwy South, Suite 250  
Houston, TX 77099

*The street address is on the marquee in front of the building (9555 West Sam Houston Parkway South). On a smaller sign, sitting down in the grass next to the entry on Bissonnet, is the notation, "One West Belt". The Sam Houston Pkwy is also known as Beltway 8.*

*From US 59, heading South: Take the Bissonnet exit and turn right onto Bissonnet. Go about one mile - the building is on the right just before you reach the West Sam Houston Pkwy. You can turn right from Bissonnet into the parking lot, or, if you come to the Beltway, turn right onto the feeder road and then an immediate right into the parking lot.*

*From US 59, heading North: Take the Bissonnet exit and turn left (under the freeway) onto Bissonnet. Go about one mile - the building is on the right just before you reach the West Sam Houston Pkwy. You can turn right from Bissonnet into the parking lot, or, if you come to the Beltway, turn right onto the feeder road and then an immediate right into the parking lot.*

*From the West Sam Houston Pkwy South (also known as Beltway 8), heading South: Take the Bissonnet exit and turn left (under the freeway) onto Bissonnet. Turn left into the parking lot of the first building on the left.*

*From the West Sam Houston Pkwy South (also known as Beltway 8), heading North: Take the West Bellfort exit and travel about two miles on the feeder road to Bissonnet. Turn right on Bissonnet and then left into the parking lot of the first building on the left, OR do not turn on Bissonnet but drive through the intersection and then make an immediate right into the parking lot.*

**Houston (Northwest)**

9800 Northwest Freeway  
Suite 200  
Houston, TX 77092

*From Hwy 290 EASTBOUND take Exit 13C toward West T C Jester Blvd. Stay Straight to go onto N Loop Fwy W. Make a U-turn onto N Loop Fwy W. Stay on the feeder road, Sheraton Hotel is on the right as the road curves right. Turn into the parking lot immediately after the Sheraton Hotel and before the office building. Site is on the 2nd floor.*

*Driving north on Loop 610 West exit at T.C. Jester and then U-turn under Loop 610. Stay on the feeder road, Sheraton Hotel is on the right as the road curves right. Turn into the parking lot immediately after the Sheraton Hotel and before the office building. Site is on the 2nd floor.*

*Driving west on Loop 610 North, exit at T.C. Jester and then U-turn under Loop 610. Stay on the feeder road, Sheraton Hotel is on the right as the road curves right. Turn into the parking lot immediately after the Sheraton Hotel and before the office building. Site is on the 2nd floor.*

**Lubbock**

The Center  
4413 82nd St., Suite 210  
Lubbock, TX 79424

*From S Loop 289, take the Quaker Ave exit and go South. Turn right on 82<sup>nd</sup> St.*

**McAllen**

7112 N. 10th Street Suite 100  
McAllen, TX 78504

*From S Expressway 281/S US-281, turn right onto E Trenton Rd. Turn left onto N 10th St/TX-336. Robin Business Park is on the left. Turn left to enter the park. 7112 will be on your left behind the restaurant. The test center is located in Suite 100. Upon arrival, please report directly to the test center. If the door is locked, please wait in your vehicle until 1/2 hour before your exam is to begin.*

**Midland**

Westwood Village Shopping Center  
4200 West Illinois Avenue, Suite 200  
Midland, TX 79703

*From I-20, take Midkiff Road exit. Go North on Midkiff Road. Take a left on Illinois Ave. Go .8 miles and turn right into Chinese Kitchen's parking lot at 4200 W Illinois. Suite is at the end of the left Strip.*

*From Business 20 (Old Hwy 80) going West, follow Front Street until Wall St Traffic light. Go 2 blocks and turn right on Midkiff. Turn left on Illinois. Go .8 miles and turn right into Chinese Kitchen's parking lot at 4200 W Illinois. Suite is at the end of the left Strip.*



From North Hwy 349, Look for Loop 250 West (just before overpass). Turn right at Loop and go 2 miles to Exit Midkiff. Turn left at traffic light. Turn right at Illinois traffic signal. Turn right onto Chinese Kitchen's parking Lot at 4200 W Illinois. Suite is at the end of the left Strip.

#### San Antonio

6655 First Park 10 Blvd., Suite 230

San Antonio, TX 7821

From I-10 West - Take exit 565A towards Crossroads Blvd/Balcones Heights and merge onto Frontage Rd. Turn right onto First Park Ten Blvd and go about ½ mile. The building will be on the right.

#### San Antonio

9502 Computer Drive, Ste 105

San Antonio, TX 78229

From I-10 West, take exit 561 for Wurzbach and Medical Drive. Stay on the access road passed Medical Drive, then turn left on Wurzbach (going under the freeway). Proceed one block on Wurzbach, then turn left on Bluemel. Proceed one block on Bluemel, turn left on Computer Drive, then turn right into the parking lot for the Neuromuscular Institute of Texas at 9502 Computer Drive. PSI is in suite 105.

From I-10 East, take the Wurzbach exit and turn right on Wurzbach (going under the freeway), then follow the directions above.

#### Tyler

3800 Paluxy Dr, Suite 310

Tyler, TX 75703

From I-20 turn south on Hwy 69 and go to Loop 323. Turn right on 323 and follow 323 to the intersection of Paluxy Dr. Turn right on Paluxy Drive. The Paluxy Square Complex will be immediately on the left. Go to Building 3 which is in the back.

#### Waco

345 Owen Lane, Suite 124

Waco, TX 76710

From TX-6, take the Waco Drive exit, loop under the bridge where you will be on Sanger Ave, turn right on Owen Ln. The examination site is behind the Richland Mall and directly across the street from the City of Waco water tower.

If you are coming in on the South Hwy 6, take the South Loop 340, then take Sanger Ave Exit.

## SCORE REPORTING

Your score will be given to you immediately following completion of the examination. The following summary describes the score reporting process:

- **On screen** - your score will appear immediately on the computer screen. This will happen automatically at the end of the time allowed for the examination;
  - If you **pass**, you will immediately receive a successful notification.
  - If you **do not pass**, you will receive a diagnostic report indicating your strengths and weaknesses by examination type with the score report.
- **On paper** - an official score report will be printed at the examination site.

### DUPLICATE SCORE REPORTS

You may request a duplicate score report after your examination by emailing [scorereport@psionline.com](mailto:scorereport@psionline.com) or by calling (833) 333-4741.

### NON-SCORED QUESTIONS

Your examination contains non-scored questions. The use of such questions is an essential step in developing accurate future examinations. These questions will NOT be scored and time to answer them has been added to the time allowed.

## EXAMINATION REFERENCE MATERIAL LIST

The reference material listed below was used to prepare the questions for the examinations. When responding to the test questions, do not consider code exceptions or optional calculation methods unless the test question specifically directs you to consider them.

The examinations are OPEN BOOK. The following reference material is allowed in the examination site:

**National Electrical Code®, 2020 Edition**

Candidates are responsible for bringing their own reference - National Electrical Code® (NEC book) to the examination site. Electronic notepads will be provided.



**What is allowed:**

- Any soft-bound edition of the National Electrical Code® may be used for the examination. (Examination questions are based on the current TDLR-adopted bound edition). **Loose-leaf, spiralbound, or ring-bound copies of the NEC book, will NOT be allowed in the examination room.**
- Candidate's NEC book may be highlighted, underlined, and/or contain notes prior to the examination session.
- NEC books may be tabbed with permanent index tabs manufactured and/or provided by the NEC book publisher.

**What is not allowed:**

- Candidates may **NOT** write, highlight, underline, index, or mark their NEC book during the examination session.
- Candidates are **NOT** permitted to have their NEC books tabbed with homemade, DIY, or non-NEC tabs.
- Any** additional paper (loose, taped, adhered, stapled, etc.) will **NOT** be allowed in the examination room.
- Loose-leaf, spiralbound, or ring-bound** copies of the NEC book, will **NOT** be allowed in the examination room.
- The **NEC HANDBOOK** is **NOT** allowed in the examination room.

**Consequences:**

- Candidates arriving with non-compliant NEC books will be given the option to test without their non-compliant NEC book, test with their homemade/DIY/non-NEC tabs removed by the candidate or forfeit their examination fee and test on another day with an NEC book in compliance with CIB requirements at the candidate's expense.
- Violations occurring during the examination session will be reported to the Texas Department of Licensing and Regulation and can result in candidates surrendering all examination materials including their code books, invalidation of their test score, and severe civil and/or criminal penalties.

**EXAMINATION CONTENT OUTLINES**
**MASTER ELECTRICIAN**  
**THE MASTER ELECTRICIAN EXAMINATION CONSISTS OF TWO PORTIONS**

**The Master Electrician written examination has been reformatted to consist of two portions: NEC Knowledge and Calculations.** The examination content remains the same, however, the calculation questions have been separated from the NEC knowledge questions to create two separate portions.

Both portions of the written examination are multiple choice. **You will need to pass each portion with a minimum score of 70%.** You are only required to retake a failed portion; a passed portion will never expire. **Please note that if you finish your first portion of your exam the time does NOT roll over into your next administration.**

The Master Electrician examination fee is \$78 for both portions. If you fail a portion or both portions, the retake examination fee is \$78.

**Texas Master Electrician**  
**NEC Knowledge Portion**
**75 Items (including 5 Non-Scored Items)**  
**150 Minutes - 70% Correct to Pass**
**CONTENT OUTLINE - NEC KNOWLEDGE PORTION**

Subject Area	# of Items
Definitions, Theory, and Plans	7
Electrical Services, Service Equipment, and Separately Derived Systems	11
Electrical Feeders	7
Branch Circuit Conductors	11
Electrical Wiring Methods and Electrical Materials	7
Electrical Equipment and Devices	7
Motors and Generators	7
Electrical Control Devices and Disconnecting Means	3
Special Occupancies, Equipment, and Conditions	7
Renewable Energy Technologies	3

**Unless SPECIFICALLY NOTED in the question, all conductors are to be considered copper.**



## **Texas Master Electrician Calculations Portion**

**33 Items (including 3 Non-Scored Items)**

**170 Minutes - 70% Correct to Pass**

### **CONTENT OUTLINE - CALCULATIONS PORTION**

<b>Subject Area</b>	<b># of Items</b>
Calculations and Theory	2
Electrical Services, Service Equipment, and Separately Derived Systems	8
Electrical Feeders	3
Branch Circuit Calculations and Conductors	4
Electrical Wiring Methods and Electrical Materials	2
Electrical Equipment and Devices	2
Motors and Generators	6
Electrical Control Devices and Disconnecting Means	1
Special Occupancies, Equipment, and Conditions	1
Renewable Energy Technologies	1

**Unless SPECIFICALLY NOTED in the question, all conductors are to be considered copper.**

---

## **JOURNEYMAN ELECTRICIAN**

### **Texas Journeyman Electrician**

**80 Scored Items - 240 Minutes - 70% Correct to Pass**

**5 Non-Scored Items - 20 Minutes**

**Examination Fee \$78**

### **CONTENT OUTLINE**

<b>Subject Area</b>	<b># of Items</b>
Definitions, Calculations, Theory, and Plans	6
Electrical Services, Service Equipment, and Separately Derived Systems	9
Electrical Feeders	3
Branch Circuit Calculations and Conductors	15
Electrical Wiring Methods and Electrical Materials	18
Electrical Equipment and Devices	10
Motors and Generators	5
Electrical Control Devices and Disconnecting Means	3
Special Occupancies, Equipment, and Conditions	9
Renewable Energy Technologies	2

**Unless SPECIFICALLY NOTED in the question, all conductors are to be considered copper.**

---

## MAINTENANCE ELECTRICIAN

Texas Maintenance Electrician  
60 Items - 180 Minutes - 70% Correct to Pass  
5 Non-Scored Items - 20 Minutes  
Examination Fee \$64

### CONTENT OUTLINE

Subject Area	# of Items
Definitions, Calculations, Theory, and Plans	5
Electrical Services, Service Equipment, and Separately Derived Systems	8
Electrical Feeders	3
Branch Circuit Calculations and Conductors	10
Electrical Wiring Methods and Electrical Materials	9
Electrical Equipment and Devices	10
Motors and Generators	4
Electrical Control Devices and Disconnecting Means	3
Special Occupancies, Equipment, and Conditions	8

Unless SPECIFICALLY NOTED in the question, all conductors are to be considered copper.

---

## MASTER SIGN ELECTRICIAN

Texas Master Sign Electrician  
100 Scored Items - 300 Minutes - 70% Correct to Pass  
5 Non-Scored Items - 20 Minutes  
Examination Fee \$64

### CONTENT OUTLINE

Subject Area	# of Items
Definitions, Calculations, and Theory	6
Electrical Services, Service Equipment, and Separately Derived Systems	16
Electrical Feeders	3
Branch Circuit Calculations and Conductors	15
Electrical Wiring Methods and Electrical Materials	8
Electrical Equipment and Devices	10
Motors	2
Electrical Control Devices and Disconnecting Means	4
Electric Signs and Outline Lighting	36

Unless SPECIFICALLY NOTED in the question, all conductors are to be considered copper.

---

## JOURNEYMAN SIGN ELECTRICIAN

### Texas Journeyman Sign Electrician

80 Scored Items - 240 Minutes - 70% Correct to Pass

5 Non-Scored Items - 20 Minutes

Examination Fee \$64

### CONTENT OUTLINE

Subject Area	# of Items
Definitions, Calculations, and Theory	10
Electrical Services, Service Equipment, and Separately Derived Systems	8
Electrical Feeders	3
Branch Circuit Calculations and Conductors	10
Electrical Wiring Methods and Electrical Materials	6
Electrical Equipment and Devices	8
Motors	1
Electrical Control Devices and Disconnecting Means	3
Electric Signs and Outline Lighting	31

Unless SPECIFICALLY NOTED in the question, all conductors are to be considered copper.

---

## RESIDENTIAL WIREMAN ELECTRICIAN

### Texas Residential Wireman

80 Items - 240 Minutes - 70% Correct to Pass

5 Non-Scored Items - 20 Minutes

Examination Fee \$64

### CONTENT OUTLINE

Subject Area	# of Items
Definitions, Calculations, Theory, and Plans	8
Electrical Services, Service Equipment, and Separately Derived Systems	16
Electrical Feeders	7
Branch Circuit Calculations and Conductors	14
Electrical Wiring Methods and Electrical Materials	10
Electrical Equipment and Devices	12
Motors and Generators	2
Electrical Control Devices and Disconnecting Means	2
Special Occupancies, Equipment, and Conditions	7
Renewable Energy Technologies	2

Unless SPECIFICALLY NOTED in the question, all conductors are to be considered copper.

---

## RESIDENTIAL APPLIANCE INSTALLER

Texas Residential Appliance Installer  
80 Items - 240 Minutes - 70% Correct to Pass  
5 Non-Scored Items - 20 Minutes  
Examination Fee \$64

### CONTENT OUTLINE

Subject Area	# of Items
Definitions, Calculations, and Theory	12
GFCI Protection and Equipment Grounding and Bonding	15
Electrical Wiring Methods and Electrical Materials	10
Electrical Equipment and Devices	15
Motors	5
Electrical Control Devices and Disconnecting Means	5
Swimming Pool, Spas and Fountain Equipment	18

Unless SPECIFICALLY NOTED in the question, all conductors are to be considered copper.

---

## JOURNEYMAN LINEMAN ELECTRICIAN

Texas Journeyman Lineman Electrician  
40 Items - 120 Minutes - 70% Correct to Pass  
3 Non-Scored Items - 12 minutes  
Examination Fee \$61

### CONTENT OUTLINE

Subject Area	# of Items
Definitions and Theory	6
Electrical Services and Service Equipment	8
Electrical Feeders	4
Branch Circuit Calculations and Conductors	2
Electrical Wiring Methods and Electrical Materials	2
Electrical Equipment and Devices	10
Motors and Generators	2
Electrical Control Devices and Disconnecting Means	6

Unless SPECIFICALLY NOTED in the question, all conductors are to be considered copper.



---

## JOURNEYMAN INDUSTRIAL ELECTRICIAN

Texas Journeyman Industrial Electrician

60 Scored Items - 180 Minutes - 70% Correct to Pass

5 Non-Scored Items - 20 Minutes

Examination Fee \$64

### CONTENT OUTLINE

Subject Area	# of Items
Definitions, Theory, and Plans	7
Electrical Services, Service Equipment, and Separately Derived Systems	4
Electrical Feeders	4
Branch Circuit Calculations and Conductors	6
Electrical Wiring Methods and Electrical Materials	10
Electrical Equipment and Devices	6
Motors and Generators	7
Electrical Control Devices and Disconnecting Means	3
Special Occupancies, Equipment, and Conditions	6
Electrical Safety	7

Unless SPECIFICALLY NOTED in the question, all conductors are to be considered copper.



17

9. **Affidavit:** I certify that the information provided on this registration form (and/or telephonically to PSI) is correct. I understand that any falsification of information may result in denial of licensure. I have read and understand the examination information bulletin.

**Signature:** \_\_\_\_\_

**Date:** \_\_\_\_\_

IF YOU ARE REGISTERING BY MAIL OR FAX, SIGN AND DATE THIS REGISTRATION FORM ON THE LINES PROVIDED.

Complete and forward this registration form with the applicable examination fee to:

PSI Services LLC \* **ATTN: Examination Registration TX EL**

3210 E Tropicana \* Las Vegas \* NV \* 89121

(833) 333-4741\* TTY (800) 735-2929 \* [www.psiexams.com](http://www.psiexams.com)



All examination centers are equipped to provide access in accordance with the Americans with Disabilities Act (ADA) of 1990. Applicants with disabilities or those who would otherwise have difficulty taking the examination may request Exam Accommodations.

### REQUEST ACCOMMODATION VIA ONLINE

Applicants with disabilities or those who would otherwise have difficulty taking the examination should request for alternative arrangements by [Clicking Here](#). You will be contacted via email within 48 hours.

Requirements for examination accommodation requests:

You are required to submit documentation from the medical authority or learning institution that rendered a diagnosis. Verification must be submitted to PSI on the letterhead stationery of the authority or specialist and include the following:

- Description of the disability and limitations related to testing
- Recommended accommodation/modification
- Name, title and telephone number of the medical authority or specialist
- Original signature of the medical authority or specialist

### REQUEST ACCOMMODATION VIA FAX OR EMAIL

If you prefer you may fax this form, along with supporting documentation, to (702) 932-2666 or email it to [examaccommodations@psionline.com](mailto:examaccommodations@psionline.com). After 4 days, PSI Exam Accommodations will email you confirmation of approval with instructions for the next step.

Date: \_\_\_\_\_ ID#: \_\_\_\_\_

Legal Name: \_\_\_\_\_  
Last Name First Name

Address: \_\_\_\_\_  
Street City, State, Zip Code

Telephone: (\_\_\_\_\_) \_\_\_\_\_ - \_\_\_\_\_ Email Address: \_\_\_\_\_  
Cell

**Check any examination accommodations you require (requests must concur with documentation submitted):**

- |   |   |
|---|---|
| <input type="checkbox"/> Reader (as accommodation for visual impairment or learning disability) | <input type="checkbox"/> Extended time<br>(Additional time requested: _____)  |
| <input type="checkbox"/> Large-print written examination  | <input type="checkbox"/> Request for a translated examination (this request does not require additional documentation)<br><i>You will be advised of the cost once PSI receives the quote for the translation. This fee will be paid by the candidate.</i> |

**YOU MUST BE APPROVED BY TDLR TO TAKE THIS EXAMINATION**

**DO NOT SCHEDULE YOUR EXAMINATION UNTIL THIS DOCUMENTATION HAS BEEN RECEIVED AND PROCESSED BY PSI SPECIAL ACCOMMODATIONS**

PSI Services LLC  
3210 E Tropicana  
Las Vegas, NV 89121