



PSI Services LLC
 3210 E Tropicana
 Las Vegas, NV 89121
<https://test-takers.psiexams.com/orlacont>



CANDIDATE INFORMATION BULLETIN

OREGON LANDSCAPE CONSTRUCTION PROFESSIONAL EXAMINATION

CONTENT OUTLINE

Examinations by PSI Services LLC.....	2	Required Identification at the Examination Site.....	6
Types of Licenses	2	Security Procedures	6
Examination Sections	2	Taking the Examination by Computer	7
Examination Payment and Scheduling.....	2	Tutorial	7
Online Scheduling	3	Examination Review	7
Telephone Scheduling	5	Score Reporting	7
Fax Registration.....	5	Length Passing Scores are Valid.....	7
Standard Mail Registration	5	Experimental Questions	8
Canceling and Rescheduling an Examination.....	5	What to Bring to the Exam	8
Missed Appointment or Late Cancellation	5	Examination Section Outlines and References	8
Exam Accommodations	5	Sample Questions.....	10
Examination Site Closing for an Emergency	5	Exam Registration Form	12
Examination Site Locations.....	5	Exam Accommodations Request Form.....	13
Reporting to the Examination Site	6		

Be sure to review this entire Candidate Information Bulletin for complete information about the scheduling, testing and licensing processes. Please refer to our website to check for the most updated information at <https://test-takers.psiexams.com/orlacont>.

EXAMINATIONS BY PSI

This Candidate Information Bulletin provides you with information about the written examination and application process for a Landscape Construction Professional licensee in the State of Oregon and the Owner/Managing Employee Examination.

The Landscape Contractors Board (Board) has contracted with PSI Services LLC (PSI) to conduct the written examination programs. PSI provides examinations through a network of computer examination centers in Oregon. PSI works closely with the Board to be certain that examinations meet requirements in basic principles and examination development standards.

HOW TO OBTAIN A LANDSCAPE CONSTRUCTION PROFESSIONAL LICENSE

Apply online or print a paper copy of the application and submit it to the board. The online application and paper copy can both be found at: www.oregon.gov/lcb or email lcb.info@lcb.oregon.gov.

When your application has been approved by the board, you will receive notification via email with information about where to find exam resource materials and how to schedule your exams.

TYPES OF LICENSES

There are seven (7) types of landscape construction professional licenses currently offered:

- All Phases plus Backflow
- Standard
- Irrigation plus Backflow
- Planting
- Modified
- Probationary All Phase plus Backflow - all aspects of landscaping work including irrigation and backflow installation but with restrictions.
- Arborist

EXAMINATION SECTIONS

The exam sections for the landscape construction professional license are:

- Laws, Rules and Business Practices
- Plants & Turf
- Hardscaping
- Design, Grading and Drainage
- Irrigation
- Backflow

REQUIRED SECTIONS TO BE PASSED TO OBTAIN A LANDSCAPE CONSTRUCTION PROFESSIONAL LICENSE

All Phase - Laws, Rules and Business Practices, Plants & Turf, Hardscaping, Design, Grading and Drainage, Irrigation and Backflow (6 Sections)

Planting - Laws, Rules and Business Practices, Plants & Turf, Design, Grading and Drainage (3 Sections)

Standard - Laws, Rules and Business Practices, Plants & Turf, Hardscaping, Design, Grading and Drainage (4 sections)

Irrigation Only - Laws, Rules and Business Practices, Irrigation and Backflow (3 sections)

Modified - Laws, Rules and Business Practices (1 Section)

Probationary - Laws, Rules and Business Practices, Plants & Turf, Hardscaping, Design, Grading and Drainage, Irrigation and Backflow (6 Sections within one year of the first sitting)

Arborist - Laws, Rules and Business Practices (1 Section)

EXAMINATION PAYMENT AND SCHEDULING

EXAMINATION FEES

\$75 for the first exam; and

\$10 for each additional section, taken the same day.


Example:

Day 1	\$75 planting + \$10 design, grading & drainage = \$85
Day 2	\$75 planting + \$10 design, grading & drainage + \$10 laws, rules & business practices = \$95

ONLINE (<https://test-takers.psiexams.com/orlacont>)

For the fastest and most convenient examination scheduling process, register for your examinations online by accessing PSI's registration Website: [Click Here](#) or on the email confirmation you received from PSI.

1. Select Sign In/Create Account.



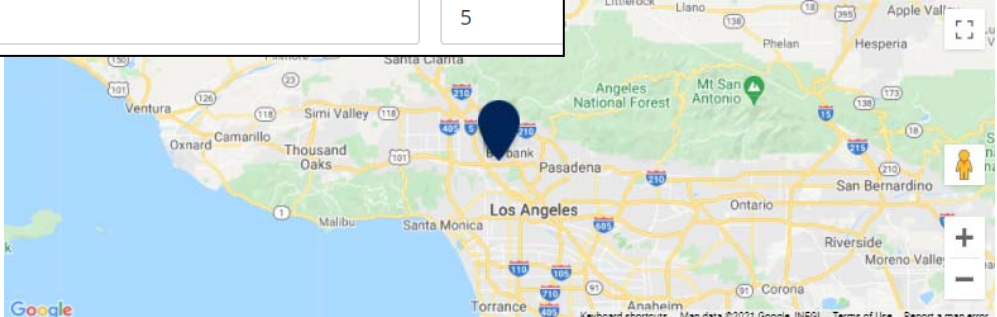
2. You will be prompted to CREATE AN ACCOUNT with PSI. Enter the **ORLA_ID_Number** for the ID.
The first and last name must match exactly with your current, valid, government-issued ID.

<input type="text" value="ID *"/>	
<input type="text" value="First Name *"/>	<input type="text" value="Last Name *"/>
<input type="text" value="Middle Name"/>	<input type="text" value="Generation"/>
<input type="text" value="Email *"/>	
<input type="text" value="Password *"/>	Your password must contain: <ul style="list-style-type: none">• At least one capital letter A-Z• At least one lower case letter a-z• At least one number 0-9• At least one special character !@#V\$%V^&V*• At least 8 and up to 32 characters
<input type="text" value="Confirm Password *"/>	

3. Enter the "City or Postal Code" and select FIND.

Search Test Center Location

Radius



4. Select a date and time to book an appointment.

Choose a Date and Time

< **October 2021** >

Sun	Mon	Tue	Wed	Thu	Fri	Sat
					1	2
3	4	5	6	7	8	9
10	11	12	13	14	15	16
17	18	19	20	21	22	23
24	25	26	27	28	29	30
31						

Available Selected

Time slots available for October 08, 2021

5. You are now ready to pay.

Payment


Billing Address

Order Summary

Commercial Contractor Practice Test
Mechanical Bus and Law \$100.00 USD

Total Price

6. Once payment has been made you will receive a message confirming the test center, booked date, and booked time.

Booking Confirmed!!  [Print Confirmation](#)

Email Address: asingla81@psionline.com Home Phone: 111224444 Office Phone: 2221112345

TELEPHONE

Call (855) 746-8170, PSI registrars are available to receive payment and to schedule your appointment for the examination. Please call Monday through Friday between 4:30 am and 7:00 pm, and Saturday-Sunday between 6:00 am and 2:30 pm, Pacific Time.

To register by phone, you need a valid credit card (VISA, MasterCard, American Express or Discover.)

FAX

In order to fax registrations, you will need a valid credit card (Visa, MasterCard, American Express or Discover).

Complete the Examination Registration Form, including your credit card number and expiration date.

Fax the completed form to PSI at (702) 932-2666. Faxed registrations are accepted 24 hours a day. If your information is incomplete or incorrect, it will be returned for correction.

Please allow three business days to process your registration. After three business days, you may call PSI to schedule the examination, (855) 746-8170.

REGISTRATION VIA STANDARD MAIL

In order to register by standard mail, please follow the steps below.

Complete the PSI Registration Form. Payment of applicable fees may be made by money order, company check or cashier's check. Make your money order or check payable to PSI and print your name on it to ensure that your fees are properly assigned. CASH and PERSONAL CHECKS ARE NOT ACCEPTED.

PSI Services LLC
3210 E Tropicana
Las Vegas, NV 89121
(855) 746-8170

<https://test-takers.psiexams.com/orlacont>

BE SURE TO READ ALL DIRECTIONS CAREFULLY BEFORE COMPLETING THE EXAMINATION REGISTRATION FORMS. IMPROPERLY COMPLETED FORMS WILL BE RETURNED UNPROCESSED.

If examination fees are not the correct amount, PSI will return them to you immediately with instructions on correct examination registration procedures.

Please allow three days to process your registration. After three days, candidates may call PSI to schedule the examination after 7:30 a.m., Eastern Time, (855) 746-8170.

CANCELING & RESCHEDULING EXAMINATION APPOINTMENTS

You may cancel and reschedule an examination appointment without forfeiting your fee if your *cancellation notice is received 2 days before the scheduled examination date*. For example, for a Monday appointment, the cancellation notice would need to be received on the previous Saturday. You may reschedule online at <https://test-takers.psiexams.com/orlacont> or call PSI at (855) 746-8170.

Note: A voice mail message is not an acceptable form of cancellation. Please use the PSI Website or call PSI and speak directly to a Customer Service Representative.

MISSED APPOINTMENT OR LATE CANCELLATION

You will forfeit your examination fee, if you:

- Do not cancel your appointment 2 days before the scheduled examination date;
- Do not appear for your examination appointment;
- Arrive after examination start time; or
- Do not present proper identification when you arrive for the examination.

EXAM ACCOMMODATIONS

All examination centers are equipped to provide access in accordance with the Americans with Disabilities Act (ADA) of 1990, and exam accommodations will be made in meeting a candidate's needs. A candidate with a disability or those who would otherwise have difficulty taking the examination should make a request for exam accommodations with PSI. Requests for exam accommodations should be made in writing, describing the specific accommodations that will be needed, and must include supporting documentation on official letterhead from a licensed professional. Please fill out the form at the end of this Candidate Information Bulletin and email to examaccommodations@psionline.com.

EXAMINATION SITE CLOSING FOR AN EMERGENCY

In the event that severe weather or another emergency forces the closure of an examination site on a scheduled examination date, your examination will be rescheduled. PSI personnel will attempt to contact you in this situation. However, you may check the status of your examination schedule by calling (855) 746-8170. Every effort will be made to reschedule your examination at a convenient time as soon as possible.

EXAMINATION SITE LOCATIONS

Baker City

2101 Main Street, #203
Baker City, OR 97814

From I-84 take Exit 304 onto Campbell Street. Campbell Street to Main Street, turn left. Test site is on right side, Northwest corner of Main and Broadway, upstairs above Charlie's Ice Cream, in the Basch Sage Mini Mall, Room 203. Enter from Broadway. Parking available between Broadway and Church Street, behind the 'Basche Sage' testing center building

Bend

325 NW Vermont Pl, #106
Bend, OR 97701

From US-97 going North, continue on SE 3rd St. Turn left on NW Greenwood Ave. Turn right on NW Wall St. Then turn left on Vermont Place. Vermont Place is a one block street.

Eugene

1955 Empire Park Drive, Suite #1
Eugene, OR 97402

From I-5 take Beltline Hwy West to exit #5 Barger Drive. Turn Left at the end of exit ramp. Go .7 miles and turn right onto Empire Park Drive. (JUST before Hwy 99). The first building on



the corner is Subway. Second building is PSI exams Suite A. Edward Jones Investments is the other tenant of the building in Suite B.

From Hwy 126 which is also West 11th take Beltline Hwy to exit #5 Barger Drive. Turn right at the end of exit ramp. Go .7 miles and turn Right onto Empire Park Drive. (JUST before HWY 99). The first building on the corner is Subway. Second building is PSI exams Suite A. Edward Jones Investments is the other tenant of the building in Suite B.

Please do not park at or near Subway, but instead park on the left-hand side of the building.

Independence
4901 Airport Rd
Independence State Airport
Independence, OR 97351

Take I-5 to exit 260A for OR-99E BUS S/Salem Expy and follow, then taking a slight left onto Commercial St NE. Turn right on Marion St NE continuing onto OR-22W/Marion St. Bridge. Follow OR-22W for 5 miles, then turn left onto OR-51S/Independence Hwy. Turn right onto Polk St and continue onto Hoffman Rd. Turn right onto Airport Rd.

Medford
1236 A North Riverside Ave
Medford, OR 97501

From I-5 going North, take the Barnett Street off ramp and turn left. Turn right on Riverside Ave, and go approximately 3 miles. The site will be on the right-hand side.

From I-5 going South, take the North exit (#30) and turn right and follow signs to "City Center". Pass McAndrews, and turn left on Manzanita. This dead-ends at Riverside. Turn left on Riverside, go one block and site will be on the right-hand side.

Portland
205 Business Center, Suite 258
8383 NE Sandy Blvd
Portland, OR 97220

From the West Side: Get on I-84 heading East. Take Exit No. 5-82nd Ave. Turn right on NE Multnomah St. Turn right on NE 82nd Ave. Turn right on NE Sandy Blvd. The site is on the left ½ block from 82nd and Sandy.

From South East Portland: Get on I-205N toward Seattle. Take Exit 23B Killingsworth St/US 30 Bypass W exit. Take the Sandy Blvd. West/US-30 Business W exit-exit number 23B on the left. Turn slight right on NE Sandy Blvd. Site is on the right ½ block before you reach 82nd and Sandy.

From Vancouver, WA: Get on I-205 South toward Salem. Take Exit 23A-the US-30 Bypass E exit toward Sandy Blvd. Turn right on NE Columbia Blvd/US-30 Bypass. Turn right on NE Sandy Blvd. Site is on the right ½ block before you reach 82nd and Sandy. Site is across from the Grotto.

Wilsonville
25195 SW Parkway Avenue, Suite #105
Wilsonville, OR 97070

From I-5 going South take exit 286 (Ellingens/Boones Ferry Rd). Turn left and cross back over the freeway. Turn left at 2nd signal light (Parkway Ave). Turn into Parkway Plaza parking lot (across the street from Shriner's). Site is located in the Main Entrance first door on the right.

From I-5 going North take exit 286 (Ellingens/Boones Ferry Rd), Turn Right, Turn Left at next signal light (Parkway Ave). Turn into Parkway Plaza parking lot (across the street from Shriner's). Site is located in the Main Entrance first door on the right.

REPORTING TO THE EXAMINATION SITE

You should arrive at least 30 minutes prior to your scheduled appointment time. This allows time for the sign-in and identification verification. *If you arrive late, you will not be admitted to the examination site and you will forfeit your examination registration fee.*

REQUIRED IDENTIFICATION AT EXAMINATION SITE

Candidates must register for the exam with their LEGAL first and last name as it appears on their government issued identification. The required identification below must match the first and last name under which the candidate is registered. Candidates are required to bring one (1) form of valid (non-expired) signature bearing identification to the test site. If the candidate fails to bring proper identification or the candidate names do not match, the candidate will not be allowed to test and their examination fee will not be refunded.

PRIMARY IDENTIFICATION (with photo) - Choose One

- State issued driver's license
- State issued identification card
- US government issued passport
- US government issued military identification card
- US government issued Alien Registration Card
- Canadian government issued identification card

NOTE: ID must contain candidate's photo, be valid and unexpired.

Failure to provide all of the required identification at the time of the examination is considered a missed appointment, and you will not be able to take the examination at that time.

SECURITY PROCEDURES

The following security procedures will apply during the examination:

- Candidates may take only approved items into the examination room.
- All personal belongings of candidates, with the exception of close-fitting jackets or sweatshirts, should be placed in the secure storage provided at each site prior to entering the examination room. Personal belongings include, but are not limited to, the following items:
 - Electronic devices of any type, including cellular / mobile phones, recording devices, electronic watches, cameras, pagers, laptop computers, tablet computers (e.g., iPads), music players (e.g., iPods), smart watches, radios, or electronic games.
 - Bulky or loose clothing or coats that could be used to conceal recording devices or notes, including coats, shawls, hooded clothing, heavy jackets, or overcoats.



- Hats or headgear not worn for religious reasons or as religious apparel, including hats, baseball caps, or visors.
- Other personal items, including purses, notebooks, reference or reading material, briefcases, backpacks, wallets, pens, pencils, other writing devices, food, drinks, and good luck items.
- Person(s) accompanying an examination candidate may not wait in the examination center, inside the building or on the building's property. This applies to guests of any nature, including drivers, children, friends, family, colleagues or instructors.
- No smoking, eating, or drinking is allowed in the examination center.
- During the check in process, all candidates will be asked if they possess any prohibited items. Candidates may also be asked to empty their pockets and turn them out for the proctor to ensure they are empty. The proctor may also ask candidates to lift up the ends of their sleeves and the bottoms of their pant legs to ensure that notes or recording devices are not being hidden there.
- Proctors will also carefully inspect eyeglass frames, tie tacks, or any other apparel that could be used to harbor a recording device. Proctors will ask to inspect any such items in candidates' pockets.
- If prohibited items are found during check-in, candidates shall put them in the provided secure storage or return these items to their vehicle. PSI will not be responsible for the security of any personal belongings or prohibited items.
- Any candidate possessing prohibited items in the examination room shall immediately have his or her test results invalidated, and PSI shall notify the examination sponsor of the occurrence.
- Any candidate seen giving or receiving assistance on an examination, found with unauthorized materials, or who violates any security regulations will be asked to surrender all examination materials and to leave the examination center. All such instances will be reported to the examination sponsor.
- Copying or communicating examination content is violation of a candidate's contract with PSI, and federal and state law. Either may result in the disqualification of examination results and may lead to legal action.
- Once candidates have been seated and the examination begins, they may leave the examination room only to use the restroom, and only after obtaining permission from the proctor. Candidate will not receive extra time to complete the examination.

TAKING THE EXAMINATION BY COMPUTER

The examination will be administered via computer. You will be using a mouse and computer keyboard.

TUTORIAL

Before you start your examination, an introductory tutorial is provided on the computer screen. The time you spend on this tutorial, up to 15 minutes, DOES NOT count as part of your examination time. Sample questions are included following the tutorial so that you may practice answering questions, and reviewing your answers. The "Function Bar" at the top of the

sample question provides mouse-click access to the features available while taking the examination.

TEST QUESTION SCREEN

One question appears on the screen at a time. During the examination, minutes remaining will be displayed at the top of the screen and updated as you record your answers.

IMPORTANT: After you have entered your responses, you will later be able to return to any question(s) and change your response, provided the examination time has not run out or you have ended your examination.

EXAMINATION REVIEW

Comments may be entered during the examination by clicking the Comments link on the function bar of the test question screen. Your comments regarding the questions and the examinations are welcomed. Comments will be analyzed by PSI examination development staff. While PSI does not respond to individuals regarding these comments, all substantive comments are reviewed. This is your opportunity to notify the licensing agency if you dispute a question on the exam.

SCORE REPORTING

The following summary describes the score reporting process:

- On screen - your score will appear immediately on the computer screen. This will happen automatically at the end of the time allowed for the examination; if you are using review features, you will be able to obtain your score immediately when you indicate that you have finished and would like to see your results.
 - If you pass, you will immediately receive a successful notification and performance summary on the screen.
 - If you do not pass, you will immediately receive an unsuccessful notification on the screen along with a diagnostic report indicating your strengths and weaknesses by examination portion.
- On paper - an official score report will be printed at the examination site.

LENGTH PASSING SCORES ARE VALID

Once you have received a passing score on a section of the exam the score remains valid for a period of 24 months. If you do not obtain a license prior to the exam score expiring you will have to retake and pass that section of the exam again.

If you have applied for the Probationary License, you must pass all 6 exam sections within 12 months of the first sitting in order to obtain this license. If you do not, you will not receive this license and must reapply.

EXPERIMENTAL QUESTIONS

In addition to the number of examination items specified, a small number of five to ten "experimental" questions may be administered to candidates during the examinations. These



questions will not be scored and the time taken to answer them will not count against examination time. The administration of such non-scored experimental questions is an essential step in developing future licensing examinations.

WHAT TO BRING TO THE EXAMINATION

You should bring a calculator. Only non-programmable calculators that are silent, battery operated, do not have paper tape printing capabilities, and do not have a keyboard containing the alphabet will be allowed in the examination site.

You are also allowed to bring in one language translation dictionary or electronic translating device if English is not your first language. No notes or writing on or in these translation aides is allowed.

EXAMINATION SECTIONS

LAWS, RULES, AND BUSINESS PRACTICE

Time limit: 100 minutes

Passing score: 75%

This section is open book (to be provided at the exam site)

Topics	# of Questions
License Requirements	6
Insurance/Bonding	4
Employment Law	6
Contracts	4
Supervision	4
Claims/Dispute Resolution	4
Lien Law	4
Building Codes/Permits	4
Safety/Hazard Communication	6
Communications	4
Estimating	4
Total Questions	50

REFERENCE LIST

- Oregon OSHA's Guide for Landscaping Contractors
- Laws, Rules and Business Practices Guide

PLANTS & TURF

Time limit: 100 minutes

Passing score: 75%

This section is open book (to be provided at the exam site)

Topics	# of Questions
Estimating/Plan Reading	6
Plant Exposure	5
Plant ID	3
Plant Type	8

Plant Use and Size	10
Planting/Staking	4
Turfgrass	6
Water and Soil Requirements	8
Total Questions	50

Questions in this section address:

1. Seed mixtures for various Oregon localities & seeding rates
2. Installation of sod
3. Cultural requirements of specific grass mixtures and plants
4. Plant identification (Latin and common names)
5. Plant installation, including planting, fertilization, staking, watering, amending soils
6. Balled and burlapped vs. bare root installation
7. Soil structure as related to plant cultivation

REFERENCE LIST

Plants & Turf:

- *Oregon Plant Study Guide*
- *Western Garden Book*, Sunset Publishing Company, 2012.
- *Landscape Construction, Custom 3rd Edition—Oregon Landscape Contractors Board Special Edition*, 2011, Cengage Learning

HARDSCAPING

Time limit: 100 minutes

Passing score: 75%

This section is open book (to be provided at the exam site)

Topics	# of Questions
Estimating/Plan Reading	4
Concrete/Masonry	7
Decks/Arbors	6
Fences/Gates	4
Low Voltage Lighting	5
Lumber/Fasteners	3
Paving	4
Project Layout	3
Retaining Walls	7
Steps/Stairs	2
Water Features	5
Total Questions	50

Questions in this section address:

1. Decks:
 - Identification of the parts of a deck
 - Choice of materials and installation
 - Joists
 - Guardrails
 - Blocking
 - Flashing
2. Low Voltage Wiring:
 - Choice of materials and installation
 - Cables and transformers
3. Concrete and Masonry:
 - Choice of materials and installation
 - Joints
 - Reinforcement
 - Expansion strips

- Mortar
 - Brick paving
 - Tooling and curing
4. Retaining Walls (both dry stack and mortared):
 - Choice of materials and installation
 - Footings
 - Joints
 - Weep holes and drains
 5. Fences:
 - Choice of materials and installation
 - Postholes and joints
 - Gates
 - Painting or staining
 6. Water-features:
 - Choice of materials and installation
 - Pumps
 - Water clarity and quality
 7. Steps, Walks, Paths:
 - Choice of materials and installation
 8. Materials:
 - Terminology, including board size, lumber grades, nails
 9. Project Layout
 - Use of right triangles
 - Staking

- Grading for pathways
 - Defining terms which relate to grade
2. Surveying:
 - Specific calculations of grade (given elevation points)
 - Using the surveying instrument
 - Topographical surveys
 3. Erosion Control:
 - Methods for slowing erosion
 - Soil types as they relate to erosion
 - Techniques for erosion control on slopes
 4. Soil Types:
 - Percolation rates and water retention rates of various soils
 - Erosion rates and angle of repose of various soil types
 5. Effects of Grading:
 - Effects of grading a site
 - What happens when grading is too flat or too steep
 - Swales
 6. Slope Calculations:
 - Specific mathematical questions
 7. Reading Plans (questions refer to a grading plan provided during examination):
 - Identification of terms and symbols on the plan such as directional arrows, contour lines, swales, berms, cuts, and elevations
 - Calculation of contours and slopes
 - Choice of subsurface for pavers (stone & concrete), walks, pathways
 - Choice of soil amendments
 - Choice of erosion control materials (top-dressings, nettings, etc.)
 8. Cutting and Filling:
 - Calculating amounts for excavation and fill (rock, bark, soil, etc.)

REFERENCE LIST

Hardscaping:

- *Landscape Construction, Custom 3rd Edition—Oregon Landscape Contractors Board Special Edition, 2011, Cengage Learning*

DESIGN, GRADING AND DRAINAGE

Time limit: 100 minutes

Passing score: 75%

This section is open book (to be provided at the exam site)

For this section, a calculator is required. All calculations should be to the 100th decimal (2 places). A grading plan will be provided with a scale of 1": 20' (one inch to 20 feet).

Topics	# of Questions
Planting on Structures	3
Cut and Fill	3
Drainage Materials	2
Effects of Grading	3
Erosion Control	4
Grading/Drainage Calculations	4
Plan Reading - Drainage	3
Soil Types	3
Surface/Subsurface Drainage	3
Surveying	3
Soil Science	5
Safety	7
Design	7
Total Questions	50

Questions in this section address:

1. Surface and Subsurface:
 - Removing and adding soil
 - Area drains, French drains

REFERENCE LIST

Design, Grading and Drainage:

- *Landscape Construction, Custom 3rd Edition—Oregon Landscape Contractors Board Special Edition, 2011, Cengage Learning*
- Oregon OSHA'S Guide for Landscaping Contractors

IRRIGATION

Time Limit: 200 minutes

Passing score: 75%

This section is open book (to be provided at the exam site)

Topics	# of Questions
Design	25
Drip Irrigation	9
Electrical	6
Heads/Nozzles	8
Hydraulics	12
Install/Practical Applications	4
Pipe/Fittings	11
Plan Questions - Irrigation	6
Plant Culture - Irrigation	7



Repair/Troubleshooting	4
Valves	2
Winterizing	2
Scheduling	4
Total Questions	100

REFERENCE LIST

Irrigation:

- *Landscape Construction, Custom 3rd Edition—Oregon Landscape Contractors Board Special Edition, 2011, Cengage Learning*
- *Oregon Plant Study Guide*
- *Laws, Rules and Business Practices Guide*

BACKFLOW

Time limit: 100 minutes

Passing score: 75%

This section is closed book.

Topics	# of Questions
Definitions	11
Devices	21
Piping	8
Installation Code	10
Total Questions	50

This section may be taken only through PSI

Abbreviations used in the Plumbing Code refer to standards or specifications issued by the organizations listed below:

ASHRAE American Society of Heating, Refrigeration and Air Conditioning Engineers
 AWWA American Water Works Association
 ANSI American National Standards Institute
 AHAM American Home Appliance Manufacturers
 ASTM American Society for Testing Materials
 ASME American Society of Mechanical Engineers
 CS Commercial Standards
 PS Product Standards
 FS Federal Specifications
 IAPMO International Association of Plumbing and Mechanical Officials
 UPC Uniform Plumbing Code
 UL Underwriters Laboratory
 WQA Water Quality Association
 ICBO International Conference of Building Officials
 ASSE American Society of Sanitary Engineers
 CABO Council of American Building Officials
 UMC Uniform Mechanical Code
 UBC Uniform Building Code
 SMACNA Sheet Metal and Air Conditioning Contractors of North America

CISPI Cast Iron Soil Pipe Institute
 OSPSC Oregon State Plumbing Specialty Code
 OSPB Oregon State Plumbing Board
 BCD Building Codes Division
 OPCCC Oregon Plumbing Code Change Committee

REFERENCE LIST

Backflow:

- *Cross-Connection Control Manual, Environmental Protection Agency, 2003*
- *Oregon Plumbing Specialty Code, International Association of Plumbing and Mechanical Officials, 2011*
- *Laws, Rules and Business Practices Guide*

SAMPLE EXAM QUESTIONS

The following questions are offered as examples of the types of questions you will be asked during the course of the examination. They are intended primarily to familiarize you with the style and format of questions you can expect to find in the examinations. The examples do NOT represent the full range of content or difficulty levels found in the actual examinations.

LAWS, RULES and BUSINESS PRACTICE

- The bond and insurance requirements are a required condition for the:
 - Landscape construction professional
 - All employees of the landscape contracting business
 - Landscape contracting business
 - Certified employees of the landscape contracting business
- “LLC” is a commonly used acronym for:
 - Limited Liability Company
 - Licensed Landscape Contractor
 - Limited Landscape Construction
 - Liability Limits on Construction

When a properly licensed landscape construction professional working for a licensed landscape contracting business installs a backflow assembly the business must:

 - Have an owner of the business inspect the work when it is completed
 - Obtain a plumbing permit before the assembly is installed
 - Obtain a plumbing permit before the assembly is pressurized
 - Have the assembly properly inspected by a journeyman plumber
- Which of the following is NOT considered a physical hazard:
 - A combustible liquid
 - A compressed gas
 - An explosive material
 - An un-compressed inert gas
- When performing landscape work in Oregon all work over \$2,000 must be done in conformance:
 - With a written contract



- B. To industry standards set out in the OLCA guidelines
- C. To standards set by the State Building Code Division
- D. To standard set by the State Landscape Contractors Board

Answers for Laws, Rules & Business Practice:
1(C) 2(A) 3(B) 4(D) 5(A)

PLANTS & TURF

1. Which of the following deciduous shrubs is noted for the display of its berries?
 - A. Pyracantha coccinea
 - B. Ilex aquifolium
 - C. Symphoricarpos albus
 - D. Mahonia repens
2. Which of the following shrubs would be best in a sunny bed with reflected heat?
 - A. Skimmia japonica
 - B. Ilex cornuta
 - C. Cytisus Praecox
 - D. Fatsia japonica

Answers for Plants & Turf:
1(C); 2(C).

HARDSCAPING

1. The 3-4-5 triangle measuring technique is used for:
 - A. locating distance between postholes
 - B. figuring infill requirements
 - C. determining right angles
 - D. determining the slope of a specific grade
2. What is the best slope for the tread of a concrete step?
 - A. 3.5%
 - B. 10%
 - C. 5%
 - D. 1%

Answers for Hardscaping: 1(C); 2(D)

DESIGN, GRADING AND DRAINAGE

1. If a spot elevation reads 5.5 at point A and the second elevation reads 4.2 at point B, what is the elevation differential?
 - A. 9.7 inches above absolute elevation
 - B. 9.7 feet elevation differential
 - C. 1.3 feet
 - D. 1.3 inches
2. The percentage of slope is calculated by:
 - A. First determining the rate of inclination
 - B. Percent = length/3.1416 averaged to nearest 2 decimals
 - C. The formula rise/run = slope
 - D. The formula 3.1416/length averaged to the nearest 2 decimals

Answers for Design, Grading and Drainage:
1(C); 2(C)

IRRIGATION

1. The velocity of flow through the service line should not

exceed what velocity?

- A. 3 to 5 fps.
- B. 5 to 7.5 fps.
- C. 7.5 to 10 fps.
- D. 10 to 15 fps.

2. Unions may be placed:
 - A. anywhere in the irrigation piping system
 - B. only downstream of the backflow device
 - C. only upstream of the control valve
 - D. only downstream of the control valves.

Answers for Irrigation:
1(B); 2(A).

BACKFLOW

1. The type of backflow prevention device to be used is determined by the:
 - A. anticipated degree of hazard
 - B. cost of the device
 - C. expected life of the device
 - D. size of the piping to which the device is attached

Answer for Backflow:
1(A)



All examination centers are equipped to provide access in accordance with the Americans with Disabilities Act (ADA) of 1990. Applicants with disabilities or those who would otherwise have difficulty taking the examination may request exam accommodations.

Candidates who wish to request exam accommodations because of a disability should email this request to examaccommodations@psionline.com.

Requirements for exam accommodation requests:

You are required to submit documentation from the medical authority or learning institution that rendered a diagnosis. Verification must be submitted to PSI on the letterhead stationary of the authority or specialist and include the following:

- Description of the disability and limitations related to testing
- Recommended accommodation/modification
- Name, title and telephone number of the medical authority or specialist
- Original signature of the medical authority or specialist

Date: _____ Candidate ID #: _____

Legal Name: _____

Last Name

First Name

Address: _____

Street

City, State, Zip Code

Telephone: (_____) _____ - _____ (_____) _____ - _____

Home

Work

Email Address: _____

Check any exam accommodations you require (requests must concur with documentation submitted):

- Reader (as accommodation for visual impairment or learning disability)
- Extended Time (Additional time requested: _____)
- Large-print written examination
- Other _____
- ESL Accommodation (Self-Declared). If English is not your primary language and you are taking the exam in English, you may request additional time. If Spanish is not your primary language and you are taking the exam in Spanish, you may request additional time.

Examination Sections for Landscape Construction Professional	TIME ALLOWED INCLUDING ADD'L TIME
<input type="checkbox"/> Laws, Rules and Business Practice	120 minutes
<input type="checkbox"/> General A: Plants & Turf	120 minutes
<input type="checkbox"/> General B: Hardscaping	120 minutes
<input type="checkbox"/> General C: Design, Grading and Drainage	120 minutes
<input type="checkbox"/> Irrigation	220 minutes
<input type="checkbox"/> Backflow	120 minutes

- Complete and email this form, along with supporting documentation, to examaccommodations@psionline.com.
- After 4 days, PSI Exam Accommodations will email you confirmation of approval with instructions for the next step.

DO NOT SCHEDULE YOUR EXAMINATION UNTIL THIS DOCUMENTATION HAS BEEN RECEIVED AND PROCESSED BY PSI EXAM ACCOMMODATIONS.

PSI Services LLC
3210 E Tropicana
Las Vegas, NV 89121