



# PSI NATIONAL COSMETOLOGY TESTING PROGRAM

# MICHIGAN MANICURIST TEST TAKER GUIDE

*Please refer to our website for the most updated information*  
<https://test-takers.psiexams.com/micos>



## Contents

PSI NATIONAL TESTING - GENERAL INFORMATION	2
TEST ELIGIBILITY	2
APPLICATION TO TEST	2
NAME CHANGE INSTRUCTIONS	2
TEST PAYMENT AND SCHEDULING	2
MICHIGAN TEST FEES	3
SCHEDULING A TEST (testing site or online proctor)	3
ONLINE REGISTRATION	3
LOGON TO A CURRENT PSI ACCOUNT OR REGISTER FOR A NEW ACCOUNT	4
RETURNING TO AN EXISTING ACCOUNT	5
DELETING A DUPLICATE ACCOUNT	5
REGISTRATION BY TELEPHONE	5
CANCELING or RE-SCHEDULING	6
LATE CANCELTION or MISSED TEST	6
TEST TAKER ACCOMMODATIONS	6
ALTERNATIVE TEST DELIVERY ARRANGEMENTS	6
PSI TEST CENTER EXPERIENCE	6
PSI MICHIGAN THEORY TESTING LOCATIONS	7
TEST SITE EMERGENCY CLOSURE	8
REPORTING TO A TESTING SITE	8
REQUIRED IDENTIFICATION FOR ENTRY TO THE TEST	8
GENERAL SECURITY RULES AND PROCEDURES	8
PSI THEORY TESTING EQUIPMENT	9
IDENTIFICATION SCREEN	9
TUTORIAL	9
TEST QUESTION SCREEN	9
IDENTIFICATION SCREEN	9
EXPERIMENTAL QUESTIONS	10
MANICURIST THEORY TEST	10
MANICURIST THEORY CONTENT OUTLINE	10
MANICURIST TEST REFERENCE MATERIALS	11
PSI SCORE REPORTING INFORMATION	11
EXAMINATION REVIEW	12
OBTAINING A DUPLICATE SCORE REPORT	12
PSI NATIONAL PRACTICAL TEST- IMPORTANT GUIDELINES	12
WORKPLACE INFECTION CONTROL PRECAUTIONS	13
WORKPLACE SAFETY PRECAUTIONS	13
KITS/SUPPLIES AND EQUIPMENT	13
MICHIGAN PSI NATIONAL MANICURIST PRACTICAL TEST TOPIC ORDER	14
PSI NATIONAL MANICURIST PRACTICAL TEST RATING CRITERIA	14



PSI NATIONAL MANICURIST PRACTICAL TEST	15
TOPIC AREA: 1 WORKSTATION PREPARATION ♦ 10 minutes	15
TOPIC AREA: 2 BASIC MANICURE ♦ 25 minutes	15
TOPIC AREA: 3 NAIL TIP APPLICATION ♦ 25 minutes	16
TOPIC AREA: 4 NAIL ENHANCEMENT USING A FORM ♦ 35 minutes	17
TOPIC AREA: 5 END-OF-DAY CLEAN-UP ♦ 10 minutes	18
MANICURIST PRACTICAL SCORE REPORTING	19
LICENSURE ELIGIBILITY	19
MICHIGAN MANICURIST EXAMINATION REGISTRATION FORM	20
MICHIGAN MANICURIST TEST ACCOMODATION REQUEST FORM	22

## PSI NATIONAL TESTING - GENERAL INFORMATION

This Test Taker Guide (GTT) provides test takers with information about the PSI National Tests and application process for taking a Manicurist test with the Michigan Board of Cosmetology.

The Michigan Department of Licensing and Regulatory Affairs (referred to as the Department) has contracted with PSI Services LLC (PSI) to conduct the PSI National Barber/Cosmetology Testing Program. PSI works closely with the Department to make certain that these examinations meet the State's as well as nationally established technical and professional standards for test development and administration. PSI provides these tests through a network of computer and practical testing centers in Michigan.

### TEST ELIGIBILITY

Before applying to PSI to take your licensing examination(s) you must first access the State of Michigan's MyLicense website located at [www.michigan.gov/miplus](http://www.michigan.gov/miplus), and apply for licensure. Only the State of Michigan may determine your eligibility for a license.

### APPLICATION TO TEST

Test takers are required to complete the Examination Registration Form on page 24 of this test taker guide. The form must be completed with ALL information requested. Illegible or incomplete applications will be returned to the test taker for correction and will cause a delay in scheduling. Once completed please email the application to: [MI.ApplicationProcessor@psionline.com](mailto:MI.ApplicationProcessor@psionline.com)

**Please note: For test takers submitting their initial registration, test takers are required include all documents with the Test Registration Form. Allow up to two (2) weeks processing time for the initial application. Please understand any missing documents will cause delays in the approval process.**

### NAME CHANGE INSTRUCTIONS

If a test taker name differs on any paperwork, they will need to provide documentation of legal name changes. This may require marriage certificates, or other legal documents, additional documentation may be required if the name has changed multiple times.

### TEST PAYMENT AND SCHEDULING

Upon approval of eligibility by the Department, you may proceed with the test registration and scheduling process. The Test Registration Form is found at the end of this Test Taker Guide. You must pay for the test at the time you schedule. Your testing fee will be forfeited if you do not test within 1 year of the date your testing fee is received by PSI.



### MICHIGAN TEST FEES

Manicurist Theory and Practical Test	\$167
Manicurist Theory Test ONLY	\$93
Manicurist Practical Test ONLY	\$93

**NOTE: TEST FEES ARE NOT REFUNDABLE OR TRANSFERABLE.**

### SCHEDULING A TEST (TESTING SITE OR ONLINE PROCTOR)

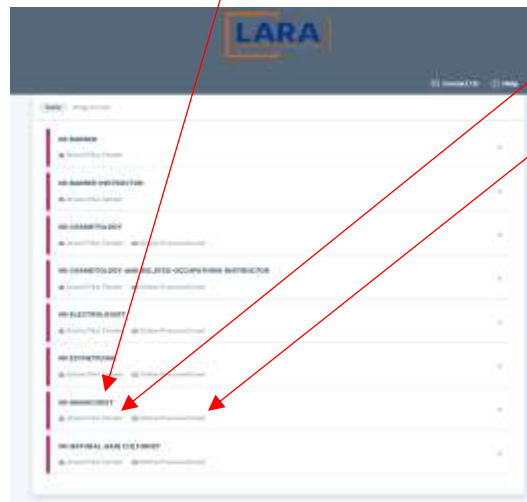
Once a test taker has received an eligibility notice, the test taker is responsible for scheduling their own test. PSI will make every effort to schedule the testing site or online proctored test at time that is most convenient.

### ONLINE REGISTRATION

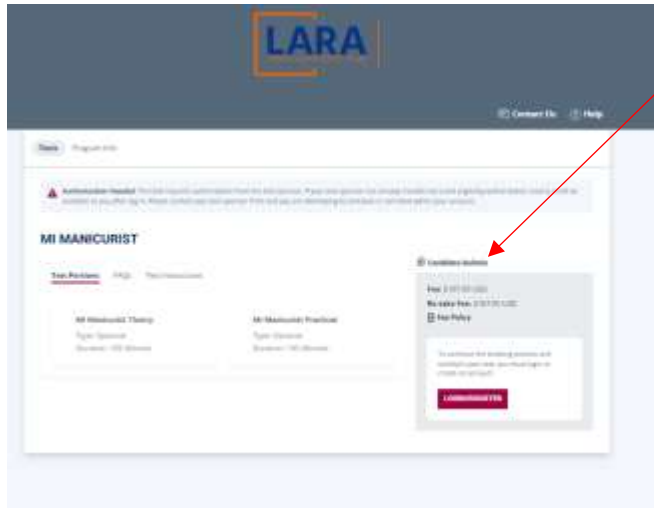
PSI online registration is fast, easy, and available 24 hours a day 7 days a week! This is the most preferred and convenient way to schedule and pay for a test. Test takers may use this service by going to the PSI web page <https://test-takers.psiexams.com/micos>  
Select **“VIEW AVAILABLE TESTS”**



Test takers scroll to find their “test, language, and administration” (onsite OR online)



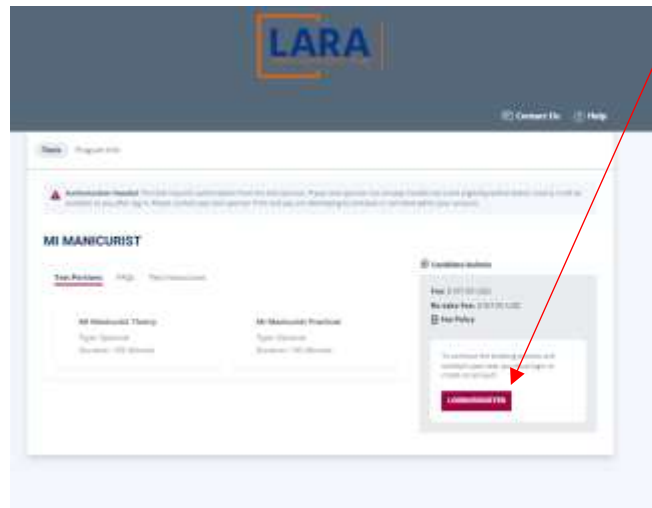
Once testing choices are made, test takers will need to create or sign into their PSI account, pay the test fees, and schedule their online test or test location, date, and time. The Candidate bulletin (CIB) or “Test Taker Guide (TTG)” is also found and downloaded from this page.



Follow the easy on-screen directions to pay and schedule for a test.

### LOGON TO A CURRENT PSI ACCOUNT OR REGISTER FOR A NEW ACCOUNT

When a test taker selects their test and delivery method, they will be then asked to LOGON/REGISTER



If the test taker has *ever* created an account with PSI they will need to continue with that same account. Please enter the username and password the account was created with.

If the password is lost, test takers may click on the “Forgot Password” to reset their account password. If test takers have difficulty entering their PSI account, please email [cosmetology@psionline.com](mailto:cosmetology@psionline.com) and request the assistance of a PSI testing professional. Test takers follow the easy instructions to pay and schedule their test.

## **IMPORTANT! DO NOT CREATE ANOTHER TEST TAKER ACCOUNT! SEE THE INFORMATION BELOW**

### RETURNING TO AN EXISTING ACCOUNT

When a test taker is in our system with an existing PSI account, and are having issues logging on, **please do not create new account** to attempt to bypass the old account. Creating a new account will only confuse the PSI system. The system does not know which file to choose and will not allow their information to become available.

Test takers use the login information they currently have with PSI, if that does not work, please email [cosmetology@psionline.com](mailto:cosmetology@psionline.com) OR [barber@psionline.com](mailto:barber@psionline.com) for assistance.

### DELETING A DUPLICATE ACCOUNT

If a test taker is certain another account exists, follow the instructions below to delete the duplicate account.

Please go to <https://test-takers.psiexams.com>

1. Click on “FIND YOUR TEST”
2. Click on “Barber & Cosmetology”
3. Locate your State and Industry - use the dropdown menus
4. At the top right, click “Sign In / Create Account”
  - a. If there is an existing account at [www.candidate.psiexams.com](http://www.candidate.psiexams.com), please use the existing username and password.
  - b. If #1 does not work, test takers will need to send an email to [OADelete@psionline.com](mailto:OADelete@psionline.com) with their Name and email address and request that they delete the old online account.
  - c. After confirmation has been received, it is completed, test takers can create a new account.
5. After logging in, click on “MANAGE” at the top and continue.

**Test takers who encounter questions or difficulty with registration, account location, paying, scheduling, or other issues, please do not call the Michigan Board Office as they do not have any information to aid test takers in their registration process.**

**Please email [cosmetology@psionline.com](mailto:cosmetology@psionline.com) or contact PSI customer services at (855) 579-4635.**

### REGISTRATION BY TELEPHONE

Test takers may also choose to schedule over the telephone.

- To register by phone requires a valid credit or debit card (VISA, MasterCard, American Express or Discover).

Call (855) 579-4635, Monday through Friday, between 6:30 AM and 9:00 PM CST, and Saturday-Sunday between 8:00 AM and 4:30 PM CST, to speak to a live PSI Customer Service Representative.



## CANCELING OR RE-SCHEDULING

Test takers may cancel and reschedule a test without forfeiting the fee if PSI receives a confirmed cancellation at **least 48 hours prior the scheduled test.**

- To cancel a test, use the PSI web page <http://test-takers.psiexams.com/micos> or call PSI at (855) 579-4635, Monday through Friday, between 6:30 am and 9:00 pm, and Saturday-Sunday between 8:00 am and 4:30 pm, Central Time, to speak to a Customer Service Representative.

**Leaving a voice mail message will NOT cancel a test, test takers need to speak to a live Customer Service Representative.**

## LATE CANCELATION OR MISSED TEST

Testing fees will be forfeited for the following reasons.

- The test taker *does not cancel the test* at least 48 hours prior the scheduled time.
- The test taker *leaves a voice mail message* to attempt to cancel the test.
- The test taker arrives at the location *after the test start time.*
- The test taker is a *no-show* for the scheduled test.
- The test taker does not present *proper identification* when arriving for the test.

## TEST TAKER ACCOMMODATIONS

All PSI testing centers are equipped to provide access in accordance with the Americans with Disabilities Act (ADA) of 1990, and testing accommodations will be made in meeting a test taker's needs. Test takers with disabilities requesting test accommodations must fill out the test accommodation request form [CLICK HERE](#) . Fill in ALL the requested information and upload documentation at the end of the form.

Test takers who require test accommodations, must create an account in the PSI system prior to requesting an accommodation.

## ALTERNATIVE TEST DELIVERY ARRANGEMENTS

**FOR THEORY EXAMINATIONS ONLY** The following options are available to candidates seeking assistance taking the Cosmetology and related occupations theory examinations (excluding Instructors.) First time test takers may take the examination without assistance; however, the following options are also available.

### **Additional Time While Taking the Examination**

Candidates may request to take the examination with extra time. The candidate will be given time & 1/2 and there will be an additional fee of \$50 per examination.

### **Word-to-Word Translation Dictionary**

Candidates may request to use a Word-to-Word dictionary at no cost. PSI provides Arabic, Hebrew, Russian, Spanish, and Vietnamese at the test sites. The dictionary cannot contain pictures or definitions. If approved, the State will forward the dictionary directly to the testing site. If time and ½ is requested there will be an additional fee of \$50 per examination.

### **Request for a Reader**

Test takers may request to have the test read to them in English for an additional fee of \$50 per examination. PSI will provide the reader.

### **Reader along with Additional Time**

Test takers may request to have the test read to them in English with extra time & 1/2 for an additional fee of \$50 per examination.

Test takers applying for alternative test delivery arrangements must fill in and submit a Test Accommodations Request Form [CLICK HERE](#).

## PSI TEST CENTER EXPERIENCE

Please visit the following link to watch a short video of the PSI Test Center Experience.

<https://psi.wistia.com/medias/3321yp1ic8>



## PSI MICHIGAN THEORY TESTING LOCATIONS

The **PSI National Manicurist Theory** test is administered at the testing centers listed below:

**Dearborn Examination Center**  
3200 Greenfield Road, Suite 253  
Dearborn, MI 48120

**From Detroit:** Merge onto I-94 W. Take exit 209 (Rotunda Dr.) from I94 W. Turn left onto Rotunda Dr. Follow Rotunda Dr to Commerce Drive South. Turn left on Commerce Dr S, then turn right onto Greenfield Rd. Site is on the right.

**Holt-Lansing Examination Center**  
4202 Charlar Drive, Suite 1  
Holt, Michigan 48842

Follow I-496 E, which becomes US-127 S. Take the Holt Rd exit 70. Turn right onto Holt Rd. Turn left onto Cedar St. Turn right onto Charlar Dr.

**Southfield-Crossroads Examination Center**  
Crossroads Building  
16250 Northland Drive, Suite 361  
Southfield, MI 48075

**From I-75 North and South,** exit West 8 Mile. Northland Drive is West of Greenfield Road. Do not go over the Bridge. Pass the Lodge Fwy (Hwy 10). Turn right on Northland Drive.

**From Southfield Fwy North and South,** exit East 8 Mile. Go east on 8 Mile to Northland Drive. Northland Drive is next to the Northland Shopping Center.

**Southfield-Lahser Road Examination Center**  
26400 Lahser Road, Suite 150  
Southfield, Michigan 48033

**From I-96 East,** merge onto I-696 E. Then merge onto MI-10 S. Take the Lahser Road exit. Keep left at the fork in the ramp. Turn left onto Northwestern Hwy. Turn right onto Lahser Road. You may access the building from the back using the NW door.

**Grand Rapids Examination Center**  
4595 Broadmoor Ave SE, Suite 145  
Grand Rapids, MI 49512

**From I-96,** exit East Beltline Avenue and proceed South approximately 4 miles. Once you pass 28th Street, Beltline becomes Broadmoor. Continue South an additional 2 miles. 4595 Broadmoor is just South of 44th Street on the right. The office is in the Davenport University Building. Use the North Entrance. Room 201 is at the top of the stairs.

**From US-131,** take exit 77 (M6 the new highway) East toward Lansing. Take exit 15 (M37/Broadmoor), head North (left) on Broadmoor. 4595 Broadmoor is just North of Barden Street, South of 44th Street on the left. The office is in the Davenport University Building. Use the North Entrance to the second floor. Room 201 is at the top of the stairs.

**Gaylord Examination Center**  
440 W. Main St., Suite D  
Gaylord, MI 49735

**From I-75** take exit # 282 / M-32 toward Alpena / Gaylord. From the exit ramp, turn east onto W Main (M-32) and go about half a mile. 440 W Main is at the northeast corner of Main and Indiana, halfway between KFC and Subway. Suite D opens off the parking lot.

**Marquette Examination Center**  
RockCliff Professional Building  
710 Chippewa Square, Ste 110  
Marquette, MI 49855

From Highway 41W, turn left onto Grove St. Then turn left onto Anderson St and turn right onto Chippewa Square about half a mile. 440 W Main is at the northeast corner of Main and Indiana, halfway between KFC and Subway. Suite D opens off the parking lot.

**Marquette Examination Center**  
Mid Towne Office Complex  
1229 W. Washington  
Marquette, MI 49855





Complex is across the street from Shopko. Enter the building on the left and go up the stairs. Go left at the top of the stairs; suite is at the end of the hall on the right.

Additionally, PSI has testing centers in many other regions across the United States. You may take a test at any of these locations. Once you have paid for the test, enter the test takers zip code and a list of the testing centers closest to the zip code will appear. Choose the one most convenient to travel to.

### TEST SITE EMERGENCY CLOSURE

On occasion severe weather or an emergency may force the closure of a testing center. PSI will attempt to contact all test takers on that day to inform them of the situation. Every effort will be made to reschedule test takers for the next available date, time, and testing center possible. Test takers will not be penalized for emergency closures and will be rescheduled at no charge. Testing center status may also be confirmed by calling (855) 579-4635.

### REPORTING TO A TESTING SITE

Test takers should arrive at least 30 minutes prior to their scheduled testing start time. This allows time for test takers to sign-in and provide the testing staff with identification verification and to be seated. Test takers need to provide 2 forms of I.D. upon check in as outlined below.

Test takers who arrive after the start time, will not be admitted to the testing room, and will forfeit all their testing fee(s).

### REQUIRED IDENTIFICATION FOR ENTRY TO THE TEST

Test takers are required to provide 2 forms of identification.

- One I.D. must be a VALID, government issued identification (driver's license, state ID, passport), which bears the test takers name exactly as it appears in the test registration, signature and photograph or a complete physical description.
- The second ID must have the test takers signature and preprinted legal name exactly as it appears on the test takers registration form.

**Again, all identification must display the test takers name *exactly* as it appears in the test registration form and as registered with the Michigan Board of Cosmetology.**

Test takers who are not able to provide the required identification must call (855) 579-4635 at least 21 days prior to the scheduled test, to discuss possible solutions to this test requirement.

**Test takers failing to provide all required identification at the time of the test is considered a missed test, and they will be dismissed.**

### GENERAL SECURITY RULES AND PROCEDURES

The following security procedures will apply during the test:

- Test takers may take only approved items into the testing room.
- All personal belongings of test taker should be placed in the secure storage provided at each site prior to entering the testing room. Personal belongings include, but are not limited to, the following items:
  - **Electronic devices of any type, including but not limited to; cellular/mobile phones, recording devices, watches, cameras, pagers, laptop computers, tablet computers (e.g., iPads), music players or headphones (e.g., iPods), smart watches, radios, or electronic games.**
  - **Bulky or loose clothing or coats:** For security purposes outerwear such as, but not limited to open sweaters, cardigans, shawls, scarves, hoodies, vests, jackets, and coats are not permitted in the testing room. **In the event test takers are asked to remove the outerwear, appropriate attire such as a shirt should be worn underneath.**
  - **Hats or headgear not worn for religious reasons** or as religious apparel are prohibited including but not limited to hats, baseball caps, or visors.
  - **Other personal miscellaneous items**, including purses, notebooks, reference or reading material, briefcases, backpacks, wallets, pens, pencils, other writing devices, food, drinks, and good luck items, etc.
- Although secure storage for personal items is provided at the testing site for convenience, PSI is not responsible for any damage, loss, or theft of any personal belongings or prohibited items brought to, stored at, or left behind at the test site. PSI assumes no duty of care with respect to such items and makes no



representation that the secure storage provided will be effective in protecting such items. If prohibited items are found during check-in, test takers will place them in the provided secure storage or leave these items outside the restricted area at their own risk. PSI is not responsible for the security of any personal belongings or prohibited items. Any test taker possessing prohibited items in the testing room shall immediately have their test results invalidated, and PSI shall notify the government officials in the state in detail of the occurrence.

- If a test taker leaves any items at the test site after testing and is not claimed within 30 days, items will be disposed of or donated, at PSI's sole discretion.
- Person(s) accompanying a test taker may not wait in the testing center, inside the building or on the building's property. This applies to guests of any nature, including drivers, children, friends, family, colleagues, or instructors.
- No smoking, vaping, eating, or drinking is allowed inside the testing center.
- During the check in process, all test takers will be asked if they possess any prohibited items. Test takers may also be asked to empty their pockets and turn them out for the proctor to ensure they are empty. Proctors will ask to inspect any such items in their pockets. Test takers may also be asked to lift the ends of their sleeves and the bottoms of their pant legs to ensure that restricted items do not enter testing areas.
- Proctors also carefully inspect eyeglass frames, tie tacks, or any other apparel that could be used to harbor a restricted device.
- Any test takers seen giving or receiving assistance on a test, found with unauthorized materials or devices, disrupts the administration of a test or who violates any security rule or procedure, will be asked to surrender all test materials and to leave the testing center. PSI will notify government officials in the state in detail of the occurrence.
- Copying or communicating test content is violation of the test takers contract with PSI, and federal and state law. Either may result in the disqualification of test results and may lead to legal action.
- Once the test begins, test takers may obtain permission from a proctor to leave the testing room if an emergency arises or to use the restroom. Test takers will not receive extra time to complete the test for leaving the testing room for any reason.

### PSI THEORY TESTING EQUIPMENT

The PSI National theory tests will be administered using a computer, a mouse and computer keyboard.

### IDENTIFICATION SCREEN

Test takers will be accompanied to a testing station. Once test takers are seated at their testing station, they will be prompted to confirm their name, identification number, and the test for which they registered.

### TUTORIAL

Before a test taker begins a test, an introductory tutorial is provided on the computer screen. The time used to watch the tutorial is not deducted from any test timing. The tutorial takes up to 15 minutes, sample questions are introduced during tutorial so a test taker may familiarize themselves on how questions are written and how to review the answers given.

### TEST QUESTION SCREEN

*The "function bar" at the top of the test question, provides mouse-click access to any features available while taking the test. During the test, one question will appear on the screen at a time. There is also a timer feature that at the top of the screen that displays the time a test taker has remaining to complete the test.*

**Note:**

Even though a test taker has entered a response to a question, the system will allow the response to be changed anytime the test is active. One a test taker signs out of a test or timing expires; this feature will no longer be available.

### IDENTIFICATION SCREEN

Test takers will be accompanied to a testing station. Once test takers are seated at their testing station, they will be prompted to confirm their name, identification number, and the test for which they registered.



 Mark
  Comments
  Goto
  Help
  End

Question: 3 of 40    Answered: 2    Unanswered: 1    Marked: 0    View: All    Time Left(Min): 359

3. What do the stars on the United States of America's flag represent?

(Choose from the following options)

1. Presidents  
 2. Colonies  
 3. States  
 4. Wars

### EXPERIMENTAL QUESTIONS

In addition to the number of test questions specified in the "Test Content Outline". There are a small number of "experimental questions" may be administered to test takers during the tests. There are typically at least five (5) experimental questions on a test. The results of these questions not included in the final test takers score. Administration of such unscored experimental questions is an essential step in developing future PSI tests. **Test takers will utilize the PSI National Manicurist test for a Manicurist license in Michigan.**

### MANICURIST THEORY TEST

The test content outline is prepared and is periodically updated by committees of professionals who are subject matter experts in Nail Technology, Nail Technology instruction, or regulatory issues. The test content outline identifies areas of importance to licensees for them to perform their duties on the public in a competent and in a safe and responsible manner.

The content outline lists topics that are on the test and the number of questions for each topic. We advise test takers not schedule a test until they are familiar with the topics on the outline. Test takers may use this outline as a guide as well as the test references as a guide for a pre-test review.

### MANICURIST THEORY CONTENT OUTLINE

The following content outline lists the topics that are on the test and the number of questions for each topic. We recommend

Not scheduling a test until a test taker is familiar with all topics in the outline. The Manicurist (Nail Technician) test consists of 70 scored questions and 10 non-scored experimental questions. Test takers will have 90 minutes (1.5 hours) to complete the test.

- I. **Safety and Infection Control (38%)**
  - A. Workstation and environment
    1. Chemical labeling, storage, and disposal
    2. OSHA Safety Data Sheet (SDS)
  - B. Safe working practices
    1. Hand Hygiene
    2. Client protection
  - B. Regulatory agencies
  - C. Infection control
    1. Infectious diseases and pathogens
    2. Cleaning and disinfection
    3. Single vs. multiuse items
    4. Disinfectants
    5. Procedures for cleaning tools, equipment, and work surfaces
    6. Storage of tools and equipment
    7. Standard Precautions for exposure incidents
    8. Effective safety responses for client injury

- II. **Client Consultation (3%)**
  - A. Client intake form
  - B. Client release form
  - C. Contraindications
- IV. **Nail Analysis (10%)**
  - A. Nail structure, conditions, and disorders
- V. **Nails (49%)**
  - A. Products and product chemistry
  - B. Precautions
  - C. Manicure and Pedicure
- VI. **Procedures**
  - A. Cuticle care
  - B. Buffing, shaping, and finishing
- VII. **Disinfection of pedicure bowl**
  - A. Non-jetted tubs/tub liners
  - B. Jetted tubs
- VIII. **Nail enhancements**
  - A. Procedures
    - 1. Application
    - 2. Nail tips
    - 3. Gels (oligomer), monomer and polymer
    - 4. Maintenance
    - 5. Removal
- IX. **Massage Manipulations**

### MANICURIST TEST REFERENCE MATERIALS

This test is CLOSED BOOK.

The reference materials listed below were used to develop the questions for this test.

**Salon Fundamentals Nails: ©2007, 1st Edition, 21st printing, June 2020,**

**1st Edition, 1st Printing, December 2020 ISBN 978-1-951862-26-8**

**Pivot Point International, Inc. <https://www.pivot-point.com/shop/>**

**Contact: [info@pivot-point.com](mailto:info@pivot-point.com) 847-886-0500, Ext. 7399Milady Standard Cosmetology 2016**

Milady's Standard Nail Technology, 2021, 8th Edition

Milady [www.miladypro.com](http://www.miladypro.com) Customer Service: [info@milady.com](mailto:info@milady.com) 800.998.7498 ext.

**Michigan Administrative Rules for Cosmetology**, 1980, as amended. <http://www.michigan.gov/cosmetology>.

Please refer to the Michigan website for most current version.

**Michigan Occupational Code**, 1980, as amended, Articles 1-6, 12. <http://www.michigan.gov/cosmetology>.

Please refer to the Michigan website for most current version.

### PSI SCORE REPORTING INFORMATION

Test takers must score at least 70% to pass the Manicurist test.

- Test Scores will be emailed to the test taker upon completion of their test.
- Test scores results are confidential and will be given only to the test taker and the Board office.
- Numeric test results are not available. Test takers who are successful, will receive a "PASS" report.



- Test takers who score below the required passing score will receive an overall score, and an individual score for each of the test topic areas. Test takers use this information to assist them in studying for a re-examination.

To better prepare for the PSI National Manicurist Theory test, test takers can now review by taking an online practice test. Practice tests are intended to aid test takers with example test questions. The purpose is to familiarize a test taker with the general types of questions that will appear on a Manicurist test. Though questions are based on Manicurist, these questions are NOT a substitute for education and study. Scoring well on the practice test also will not guarantee a positive outcome on the actual licensing test. This is the ONLY official PSI practice test; PSI does not recognize nor endorse any other study guides that may be offering information on the PSI National Cosmetology Program. The PSI practice tests are offered to review an unlimited number of times; however, a fee is assessed for *each time the test is utilized for review*.

Go to <https://www.psionline.com> for more information and to register!

## EXAMINATION REVIEW

PSI, in cooperation with the Department and Michigan Board of Cosmetology, will be continually evaluating the tests being administered to ensure that the tests accurately measure competency in the required knowledge areas. Comments may be entered during the test by clicking the Comments link on the function bar of the test question screen. Test taker comments regarding the questions and the tests are welcomed. Comments will be analyzed by PSI test development staff. While PSI does not respond to individuals regarding these comments, all substantive comments are reviewed. If a discrepancy is found during the comment review, PSI and the Department may re-evaluate test taker's result and adjust them accordingly. This is the only review of the Theory test available to test takers. There is NO review process for the Practical portion of the test.

## OBTAINING A DUPLICATE SCORE REPORT

To request a duplicate score report test takers may email [cosmetology@psionline.com](mailto:cosmetology@psionline.com).

## PSI NATIONAL PRACTICAL TEST- IMPORTANT GUIDELINES

Prior to registration, test takers should familiarize themselves with the following instructions to be properly prepared to sit for a test. Practical test questions or concerns, test takers and instructors please email [cosmetology@psionline.com](mailto:cosmetology@psionline.com) for solutions.

### General rules for testing:

- During the practical test, test takers must follow all appropriate rules for client protection that will ensure the health, safety, and welfare of the public.
- A proctor will be monitoring time during the test. Personal timers are not allowed in the testing room. Test takers will not receive a score for any activities not completed within the allotted topic area time limits. When the proctor gives an instruction to "Please stop working", test takers are to immediately stop what they are doing, stand quietly, and wait for the next instruction to be given.
- Test takers are required to prepare and bring a closable container ("supply kit"), with all products, supplies, and equipment necessary to perform the topic areas included in this test. The suggested container dimensions should not exceed 24" wide, 36" long and 30" high. This will allow the test taker to place the supply kit under the table when not in use. There are no *supply lists* or *suggested supplies* for the PSI National Tests. PSI recommends the test taker bring the equipment and supplies needed to perform a Topic Area as they would in their own professional environment.
- Test takers are *required* to bring to the test, two containers to dispose of used items. One marked "Single-use" and one marked "multi-use". All items used in the test are categorically disposed of in one of these containers.
- Individual bags may be packed and labeled for each topic area. Bags are to be emptied and placed in the "single use" bag after setting up the workstation.
- Products that are *not* grouped as "dangerous chemicals" by OSHA and are *not* required to be listed on an actual business SDS sheet, may be fictitious with a self-created or actual label attached. Some other substance may be used inside the container to simulate a product.
- Chemical products that are *required* be listed on SDS sheets in an actual business, are required to be used from the original container with an original manufacturers label attached or in a container with the manufacturers label attached.
- Absolutely NO aerosols are allowed into the testing area.



- Test takers may not observe other test takers during the test. PSI views and responds to this behavior as form of cheating. The test taker will be warned up to and including dismissal from the test. Please focus on individual tasks and do not depend on viewing the performance of other test takers to be successful.
- Test takers' name and/or school names are to be covered on their person and supplies while in the test.
- Disinfectant containers must have the **manufacturers label attached** and legible. Disinfectants used must have **virucidal, bactericidal and fungicidal** properties listed on the manufacturers label.
- Monomer being used for the test must be **factory sealed and manufacture labeled** as a “**low odor or odorless**” product. Product not meeting the test requirement will not be allowed into the testing room.
- The number one safety rule in our industry is: “Following Instructions”. There is no necessary or required style or technique a school needs to teach, or a test taker needs to perform. All topic areas are observed in the manner a Manicurist would normally complete a task. Tasks should be taken seriously and performed as instructed in the test and to the highest skill level they are capable. Scores are based on the test taker displaying a solid knowledge of workplace Infection Control and Safety Precautions.

### WORKPLACE INFECTION CONTROL PRECAUTIONS

Test takers need to be familiar and follow all workplace infection control precautions. Here are some examples of the expectations of the test as well as an everyday business to familiarize a test taker with some of the industries infection control standards.

- Cleaning hands before starting a service. Knowing when hands become contaminated and keeping them clean as to not infect a client or themselves.
- Keeping the supply kit from becoming contaminated, such as: returning items to the kit, leaving a kit open or otherwise contaminating a kit. The supply kit represents a clean and disinfected storage in a manicurist's workstation and should be treated as such.
- Knowledge of single-use and multi-use items and where to dispose of them properly.
- Disinfecting workstation surfaces and keeping them from becoming contaminated. If a worksurface becomes unhealthy a test taker has the knowledge to know when they would require the station to be cleaned and disinfected.
- Knowing how to use and dispense products without contamination. For example, double dipping, or any other cross contamination with the skin or worksurfaces.
- When items are set on a contaminated work surface, they may not be inserted into product containers or touch dispensing tips of bottles and jars.
- Keeping clients from becoming contaminated by the manicurist.
- Keeping containers being used free from contamination.
- Making sure our tools are clean and disinfected.
- If a body fluid becomes present during a service (i.e., blood, vomit, feces), how we deal with the situation without contaminating ourselves and others.

### WORKPLACE SAFETY PRECAUTIONS

Test takers also need to be familiar and follow all workplace safety precautions. Here are some examples of the expectations of the test as well as an everyday business to familiarize a test taker with some of the industry safety standards.

- A manicurist must know and have a working understanding of workplace safety regulations issued by federal and state regulatory entities.
- Cross-contamination of chemicals and products on the workstation.
- Chemical mixing procedures, storage of chemicals and SDS sheets.
- Keeping the workstation safe from injury, cleaning up spills and picking up dropped items. Reducing a slip and fall or tripping incidents.
- Making certain tools and equipment are in safe working order, no frayed or exposed wires, rusty metals, etc.
- Tools and equipment are used in a safe manner.

### KITS/SUPPLIES AND EQUIPMENT

Test takers are required to prepare and bring a closable container (“supply kit”), with all products, supplies, and equipment necessary to perform the topic areas included in this test. The suggested container dimensions should not exceed 24” wide, 36” long and 30” high. This will allow the test taker to place the supply kit under the table when not in use.



Monomer being used for the test must be a “low odor or odorless” product, in the original container with the manufacturers label attached. Product not meeting the test requirement will not be allowed into the testing room.

There are no *supply lists* or *suggested supplies* for the PSI Practical National Tests. PSI recommends the test taker bring the equipment and supplies needed to perform a Topic Area as they would in their own professional environment. There are no right or wrong supplies or is there a right or wrong way to demonstrate a Topic Area. Professionals learn and do tasks as they learn in school, OJT, or manufacturer training. Please demonstrate Topic Areas with the equipment and supplies and as you do now and will continue once you are licensed, demonstrating their *utmost attention* to public health and safety. (See the and follow the Infection Control Precautions and Safety Precautions listed in this guide for examples.)

### MICHIGAN PSI NATIONAL MANICURIST PRACTICAL TEST TOPIC ORDER

TOPIC AREA: 1	WORKSTATION PREPARATION	10 MINUTES
TOPIC AREA: 2	BASIC MANICURE	25 MINUTES
TOPIC AREA: 3	NAIL TIP APPLICATION	25 MINUTES
TOPIC AREA: 4	NAIL ENHANCMENT USING A FORM	35 MINUTES
TOPIC AREA: 5	END-OF-DAY CLEAN-UP	10 MINUTES

### PSI NATIONAL MANICURIST PRACTICAL TEST RATING CRITERIA

Test takers must score at least 75% (36 POINTS) to pass the PSI National Manicurist Practical test.

- The practical test is approximately 105 minutes (1.75 hours) in length.
- Each task line listed is worth 1 point each.
- Total number of points is 48.

The following information will be used by evaluators to grade test taker performance during the practical test. Please read and follow the instructions as listed.



## PSI NATIONAL MANICURIST PRACTICAL TEST

### INSTRUCTIONS:

We would like to welcome you to the **PSI National Manicurist Practical** test. The prompter will read instructions for each section, and the proctor will facilitate the timing for each topic area and supervise the test. Proctors are only permitted to answer general questions that do not direct nor instruct in any manner related to this test. A Certified National Evaluator is responsible for observing and rating test taker performance and are not allowed to converse with test takers except for to provide instruction when required during specific sections of the test. Test takers are responsible to provide all necessary equipment and supplies needed for the performance of the practical test. Test takers are not permitted to speak to or assist other test takers throughout the test. Test takers will be always monitored for scoring. Electronics of any kind are strictly prohibited in the testing facility. Any test taker possessing prohibited items in the testing facility, PSI will stop your test and you will be required to leave the testing facility. A report to your actions will be submitted to governing authorities. If you need to use the restroom during the test, please raise your hand for proctor assistance in leaving the testing area. You will be required to sign out and sign back in when returning. Keep in mind the time will continue to elapse and any instructions you miss will not be repeated. Only one test takers at a time may leave the area at a time, please return as quickly as possible.

Does anyone have any questions about the instruction you have been given?

### **TOPIC AREA: 1      WORKSTATION PREPARATION ♦ 10 MINUTES**

#### INSTRUCTIONS:

We will begin with Daily Workstation Preparation. 10 minutes will be provided to prepare your daily workstation. The proctor will announce when there are 5 minutes left to finish. When you complete your tasks, please stand quietly. Start your preparation, timing begins now.

#### EVALUATION:

- 1.1 Preparation of daily workstation
- 1.2 Adheres to workplace infection control precautions
- 1.3 Adheres to workplace safety precautions

#### INSTRUCTION:

- There are 5 minutes left to finish.
- Please stop working, the timing has ended.
- All scoring has been completed. We will now continue the test.

### **TOPIC AREA: 2      BASIC MANICURE ♦ 25 MINUTES**

#### INSTRUCTIONS:

This evaluation is **Basic Manicure**. 10 minutes will be provided to set up your workstation and prepare your client for a basic manicure. The proctor will announce when there are 5 minutes left to finish. When you complete your tasks, please stand quietly. Start your preparation, timing begins now.

#### EVALUATION:

- 2.1 Preparation of workstation for a basic manicure
- 2.2 Adheres to workplace infection control precautions
- 2.3 Adheres to workplace safety precautions
- 2.4 Preparation of client for a basic manicure
- 2.5 Adheres to workplace infection control precautions
- 2.6 Adheres to workplace safety precautions

#### INSTRUCTION:

- There are 5 minutes left to finish.
- Please stop working, the timing has ended.

#### INSTRUCTIONS:

10 minutes will be provided to complete a basic manicure. The proctor will announce when there are 5 minutes left to finish. When you complete your tasks, please stand quietly. Start your Basic Manicure, timing begins now.





**EVALUATION:**

- 2.7 Performs a basic manicure
- 2.8 Adheres to workplace infection control precautions
- 2.9 Adheres to workplace safety precautions

**INSTRUCTION:**

- You have 5 minutes left to finish.
- Please stop working, the timing has ended.

**INSTRUCTIONS:**

We will now continue with basic manicure. 5 minutes will be provided to clean-up your basic manicure workstation. The proctor will announce when there are 2 minutes left to finish. When you complete your task, please stand quietly. Start your clean-up, timing begins now.

**EVALUATION:**

- 2.10 Cleans-up basic manicure workstation
- 2.11 Adheres to workplace infection control precautions
- 2.12 Adheres to workplace safety precautions

**INSTRUCTION:**

- You have 2 minutes left to finish.
- Please stop working, timing has ended.
- All scoring has been completed. We will now continue the test.

**TOPIC AREA: 3      NAIL TIP APPLICATION ♦ 25 MINUTES****INSTRUCTIONS:**

This evaluation is **Nail Tip Application**. 10 minutes will be provided to set up your workstation and prepare your client for a nail tip application. The proctor will announce when there are 5 minutes left to finish. When you complete your tasks, please stand quietly. Start your preparation, timing begins now.

**EVALUATION:**

- 3.1 Preparation of workstation for a nail tip application
- 3.2 Adheres to workplace infection control precautions
- 3.3 Adheres to workplace safety precautions
- 3.4 Preparation of client for a nail tip application
- 3.5 Adheres to workplace infection control precautions
- 3.6 Adheres to workplace safety precautions

**INSTRUCTION:**

- You have 5 minutes left to finish.
- Please stop working, timing has ended.

**INSTRUCTIONS:**

10 minutes will be provided to complete a nail tip application. The proctor will announce when there are 5 minutes left to finish. When you complete your tasks, please stand quietly. Start your Nail Tip Application, timing begins now.

**EVALUATION:**

- 3.7 Performs a nail tip application
- 3.8 Adheres to workplace infection control precautions
- 3.9 Adheres to workplace safety precautions

**INSTRUCTION:**

- You have 5 minutes left to finish.
- Please stop working, timing has ended.

**INSTRUCTIONS:**

We will now continue the nail tip application. 5 minutes will be provided to clean-up your nail tip application workstation. The proctor will announce when there are 2 minutes left to finish. When you complete your tasks, please stand quietly. Start your clean-up, timing begins now.



**EVALUATION:**

- 3.16 Cleans-up nail tip application workstation
- 3.17 Adheres to workplace infection control precautions
- 3.18 Adheres to workplace safety precautions

**INSTRUCTIONS:**

- You have 2 minutes left to finish.
- Please stop working, timing has ended.

**TOPIC AREA: 4 NAIL ENHANCEMENT USING A FORM ♦ 35 MINUTES****INSTRUCTIONS:**

This evaluation is **Nail Enhancement Using a Form**. 10 minutes will be provided to set up your workstation and prepare your client for a nail enhancement using a form. The proctor will announce when there are 5 minutes left to finish. When you complete your tasks, please stand quietly. Start your preparation, timing begins now.

**EVALUATION:**

- 4.1 Preparation of workstation for nail enhancement using a form
- 4.2 Adheres to workplace infection control precautions
- 4.3 Adheres to workplace safety precautions
- 4.4 Preparation of client for nail enhancement using a form
- 4.5 Adheres to workplace infection control precautions
- 4.6 Adheres to workplace safety precautions

**INSTRUCTION:**

- You have 5 minutes left to finish.
- Please stop working, timing has ended.

**INSTRUCTION:**

20 minutes will be provided to complete a nail enhancement using a form. The proctor will announce when there are 10 minutes left to finish. When you complete your tasks, please stand quietly. Start your Nail Enhancement using a form, timing begins now.

**EVALUATION:**

- 4.7 Applies a nail enhancement using a form
- 4.8 Adheres to workplace infection control precautions
- 4.9 Adheres to workplace safety precautions

**INSTRUCTION:**

- You have 10 minutes left to finish.
- Please stop working, timing has ended.

**INSTRUCTIONS:**

We will now continue the nail enhancement using a form. 5 minutes will be provided to clean up your foil highlight workstation. The proctor will announce when there are 2 minutes left to finish. When you complete your tasks, please stand quietly. Start your clean up, timing begins now.

**EVALUATION:**

- 4.10 Cleans-up nail enhancement using a form workstation
- 4.11 Adheres to workplace infection control precautions
- 4.12 Adheres to workplace safety precautions

**INSTRUCTIONS:**

- You have 2 minutes left to finish.
- Please stop working, timing has ended.
- All scoring has been completed. We will now continue the test.

**TOPIC AREA: 5      END-OF-DAY CLEAN-UP ♦ 10 MINUTES****INSTRUCTIONS:**

This evaluation is End-of-Day Clean-Up. 10 minutes will be provided to clean up your workstation. The proctor will announce when there are 5 minutes left to finish. When you complete your tasks, please stand quietly. Start your daily clean up, timing begins now.

**EVALUATION:**

- 5.1 Day-end clean-up of workstation
- 5.2 Adheres to workplace infection control precautions
- 5.3 Adheres to workplace safety precautions

**INSTRUCTION:**

- You have 5 minutes left to finish.
- Please stop working, the timing has ended.
- All scoring has been completed. We will now continue the test.

**FINAL INSTRUCTIONS:**

This concludes the PSI National Manicure test. Please clear your work area of all items you brought into the room, make certain your floor is clear of hair and debris, and wipe your workstation with disinfectant. When you are finished, raise your hand, and wait for the proctor to sign off your work area. You will be given your score report within 24 hours through your email address provided during registration. Please direct any questions about your results to the email address or phone number listed on your score report. We cannot answer any questions about the test or your test results. Start your final clean up, timing begins now.

PSI would like to thank you for coming today and best wishes in your exciting new career. Have a great day, you are excused.



## MANICURIST PRACTICAL SCORE REPORTING

A result report will be mailed to you by PSI within 7 business days following the test. In addition, test results are available to test takers on-line one (1) business day after the test date.

Go to <https://test-takers.psiexams.com> and log into the test takers account.

Returning Users

**Sign in**

Email Address:

Password:

Start in:  ▼

[\[ Forgot Password? \]](#)  
[\[ Update email address \]](#)

If you do not have an account, please click the below link.

[\[ Create an Account \]](#)

- Test Scores will be emailed to the test taker upon completion of their test.
- Test scores results are confidential and will be given only to the test taker and the Department.
- Numeric test results are not available. Test takers who are successful, will receive a “PASS” report.
- Test takers who score below the required passing score will receive an overall score, and an individual score for each of the test topic areas. Test takers use this information to assist them in studying for a re-examination.
- Test takers perform the tasks as they would in an actual work environment
- Tools and supplies used in the test are as a professional licensee would use in their daily working environment
- Candidates **MUST** raise their hand at the end of each section indicating completion.

## LICENSURE ELIGIBILITY

To be eligible for licensure, you must complete the license application at the MyLicense website [www.michigan.gov/miplus](http://www.michigan.gov/miplus), submit the required fee to the State of Michigan, pass the required examination(s), and meet the following requirements:

- be at least 17 years of age;
- be of good moral character;
- have an education equivalent to the completion of the ninth grade; and
- have successfully completed a course of study of at least 1,500 hours; OR
- have served at least two years as an apprentice in a licensed establishment under an approved apprenticeship program in

A false statement or dishonest answer on the license application may be

- 1) grounds for denial of licensure;
- 2) grounds for disciplinary action against any future license; or
- 3) punishable by law. Furthermore, any conviction(s) for which you did or could have gone to jail may delay your application for a license.

If licensure is denied, this action may be appealed to the Board of Cosmetology. After the State of Michigan determines your eligibility to test and receive a license, an electronic file will be submitted to PSI. It is at this time that you may submit your completed Examination Registration Form (found at the back of this Candidate Information Bulletin) to PSI.

When you have finished the Examination Registration Form in its entirety, please email, mail, or fax the form to the address below.

PSI Services LLC

\* ATTN: Examination Registration MI COSMO

3210 E Tropicana \*

Las Vegas, NV \* 89121

Fax (702) 932-2666

\* (855) 579-4635

\* TTY (800) 735-2929

[MI.ApplicationProcessor@psionline.com](mailto:MI.ApplicationProcessor@psionline.com)

<https://test-takers.psiexams.com>



## MICHIGAN MANICURIST EXAMINATION REGISTRATION FORM



### MICHIGAN MANICURIST EXAMINATION REGISTRATION FORM

*Before you begin. . .*

*Read the Candidate Information Bulletin before filling out this registration form. You must provide all information requested. PLEASE TYPE OR PRINT LEGIBLY. Registration forms that are incomplete or illegible will be returned unprocessed.*

**Legal Name:** \_\_\_\_\_  
Last Name First Name Middle Name

**MI\_COS\_ID\_Number:**   
*(Issued by the State of Michigan - Instructions on page 2 of this bulletin)*

**Mailing Address:** \_\_\_\_\_  
Number, Street (Must be a physical address, PO Boxes are NOT accepted) Apt/Ste

\_\_\_\_\_  
City State Zip Code

**Telephone:** Home \_\_\_\_\_ Office \_\_\_\_\_

**Email:** \_\_\_\_\_ @ \_\_\_\_\_

**Date of Birth:** \_\_\_\_\_  
Month Date Year

**Examination:** (Check one)  Manicurist Theory and Practical (\$167)  Manicurist Practical Portion only (\$93)  
 Manicurist Theory Portion only (\$93)

I am requesting exam accommodations due to a documented disability that falls under the Americans with Disabilities Act (ADA).

YES  NO

*If yes, you must fill out the Exam Accommodations Request Form found at <https://test-takers.psiexams.com/micos>. Select Michigan, and the license type, and the form will be found under "Information Links". A copy of this form may also be obtained by phoning 1-(855) 579-4635.*

**Check one of the following:**

- First Time Exam Candidate** - has never taken this exam. All First Time candidates must have their school complete the following Affidavit Section.
- Retake Candidate** - has previously taken the exam and did not pass. If no information has changed from your original application, you may call PSI to schedule your exam or schedule online at <https://test-takers.psiexams.com/micos>. If information has changed you will need to fill out this registration form again.
- Relicensure Candidate** - an individual whose Manicurist license has been lapsed for 3 or more years. All Relicensure candidates must have the state complete the Relicensure Section on the bottom of this page.
- Out-of-State Candidate** - All Out-of-State candidates must have the state complete the Out-of-State section on the bottom of this page.
- Apprenticeship Candidate** - All Apprenticeship candidates must have the state complete the Apprenticeship section on the bottom of this page.

**YOU MUST FILL OUT THE NEXT PAGE**



**Check one of the following:**

- First Time Exam Candidate** - has never taken this exam. All First Time candidates must have their school complete the following Affidavit Section.
- Retake Candidate** - has previously taken the exam and did not pass. If no information has changed from your original application, you may call PSI to schedule your exam or schedule online at <https://test-takers.psiexams.com/micos>. If information has changed you will need to fill out this registration form again.
- Relicensure Candidate** - an individual whose cosmetologist license has been lapsed for 3 or more years. All Relicensure candidates must have the state complete the Relicensure Section on the bottom of this page.
- Out-of-State Candidate** - All Out-of-State candidates must have the state complete the Out-of-State section on the bottom of this page.
- Apprenticeship Candidate** - All Apprenticeship candidates must have the state complete the Apprenticeship section on the bottom of this page.

*Affidavit: I certify that the information provided on this registration form (and/or telephonically to PSI) is correct. I understand that any falsification of information may result in denial of licensure. I have read and understand the candidate information bulletin.*

**Signature:** \_\_\_\_\_ **Date:** \_\_\_\_\_

**Affidavit Section**

**THIS SECTION MUST BE COMPLETED BY AN APPROVED SCHOOL OFFICIAL FOR ALL FIRST-TIME CANDIDATES.**

I hereby certify that this applicant has successfully completed the required course of training following the curriculum guidelines as required by Administrative Rule, promulgated by the Department.

Applicant Last Name:	First Name:	Middle Name:
Date of Enrollment:	Date of Completion:	
Name of School:	Number of Hours Completed:	
Address of School:	School License Number:	
Language that classes and school exams were given in:	Text book language:	
Signature of School Owner		Date
Print Name		

**Relicensure, Out-of-State and Apprenticeship Section**

**THIS SECTION MUST BE COMPLETED BY AN APPROVED STATE OFFICIAL. Call the Board of Cosmetology at (517) 241-9288 for detailed instructions.**

Applicant Last Name:	First Name:	Middle Name:
The candidate must complete the following exams:		
<input type="checkbox"/> Practical and Theory	<input type="checkbox"/> Theory Only	<input type="checkbox"/> Practical Only
		Code _____
Signature of State Official		Date
Print Name		

PSI Services LLC  
 \* ATTN: Examination Registration MI COSMO  
 3210 E Tropicana \*  
 Las Vegas, NV \* 89121  
 Fax (702) 932-2666  
 \* (855) 579-4635  
 \* TTY (800) 735-2929  
[MI.ApplicationProcessor@psionline.com](mailto:MI.ApplicationProcessor@psionline.com)  
<https://test-takers.psiexams.com>



## MICHIGAN MANICURIST TEST ACCOMODATION REQUEST FORM

All testing centers are equipped to provide access in accordance with the Americans with Disabilities Act (ADA) of 1990.

Applicants with disabilities or those who would otherwise have difficulty taking the test request for alternative arrangements by [CLICKING HERE](#).

Requirements for testing accommodation requests: You are required to submit documentation from the medical authority or learning institution that rendered a diagnosis. Verification must be uploaded to PSI on the letterhead stationery of the authority or specialist and include the following:

- ✓ Description of the disability and limitations related to testing
- ✓ Recommended accommodation/modification
- ✓ Name, title and telephone number of the medical authority or specialist
- ✓ Original signature of the medical authority or specialist

**MAKE SURE YOU ARE REGISTERED FOR THE TEST BEFORE REQUESTING TEST ACCOMMODATIONS**

PSI Services LLC  
3210 E Tropicana  
Las Vegas, NV 89121  
Fax (702) 932-2666  
Phone (855) 579-4635  
TTY (800) 735-2929

<https://test-takers.psiexams.com>

